



MINISTRY OF EDUCATION
PRIMARY ENGAGEMENT PROGRAMME
GRADE FOUR WORKSHEET
SUBJECT: SOCIAL STUDIES

LESSON: 1 WEEK1




TOPIC: THE FAMILY

Name: _____ Date: _____

FACT/TIP:

What is a Family?

A family is a group of persons related by blood and are living under the same roof.

Types of Family	Picture showing Example of Family Type	Components of each Family Type
Nuclear Family		A nuclear family is made up of two parents and a child or children.
Single Parent Family		A single parent family is made up of one parent and a child or children.
Extended Family		An extended family is made up of two or more families that are related by blood.

Orphanage Family		An orphanage family is a big family made up of adopted parents and adopted children whose parents have died.
Sibling Household Family		A sibling household family is when one sibling has to take care of all the other siblings.

ON YOUR OWN:

Answer the questions:

Write your answer on the lines.

1. Name the members of an extended family.

2. John's wife died after being married for ten years. He is left with three of their children. To what type of family does John now belong? _____

3. Why would children have to be taken to an orphanage?

4. What name is given to the family where older brothers and sisters take care of the younger ones?

5. Which family type consists of two or more generations in one household? _____

HOMEWORK:

Compile a scrap book with pictures on the types of families and write sentences about each type.



MINISTRY OF EDUCATION

**PRIMARY ENGAGEMENT PROGRAMME
GRADE FOUR WORKSHEET
SUBJECT: SOCIAL STUDIES**

LESSON: 2 WEEK1

TOPIC: THE FAMILY

Name: _____ Date: _____

Topic: Advantages and Disadvantages of Family Types

FACT/TIP: There are advantages and disadvantages of being in different families.

Let us look at the Nuclear Family.

Types of Family	Advantages	Disadvantages
The Nuclear Family	<ul style="list-style-type: none">-Children live with both parents.-Children get to see how adults interact in a marriage.-Children get to feel the love of both parents daily.	<ul style="list-style-type: none">-Other relatives do not live in the home to assist.-Children only get to interact with two adults.-Parents have little support from others to help their children.

ON YOUR OWN

Write the answers to these questions.

QUESTIONS:

1. Name one way in which a single-parent can provide for the family. _____

2. Name the family type to which you belong.

3. List two advantages of this family type.

HOMEWORK:

Write two sentences on the advantages of living in an extended family.



MINISTRY OF EDUCATION

PRIMARY ENGAGEMENT PROGRAMME
GRADE FOUR WORKSHEET
SUBJECT: SOCIAL STUDIES

LESSON: REVIEW WEEK1

TOPIC: THE FAMILY

Name: _____ Date: _____

ANSWER ALL QUESTIONS.

1. What is a family?

2. Name two types of family.

3. A single-parent family is made up of _____ parent.

4. Mark lives with his mother, father, uncle, cousins and grandmother. What type of family does he have?

_____.




5. What type of family has both father and mother raising their children? _____

6. The picture below shows a family that came together from different households. This family is most likely called an

_____.



Match the types of family to the pictures.

TYPES OF FAMILIES	PICTURES
7. Single Parent Family	
8. Nuclear Family	
9. Extended Family	

10. State one problem an older sibling may face while taking care of younger siblings.



MINISTRY OF EDUCATION

**PRIMARY ENGAGEMENT PROGRAMME
GRADE FOUR WORKSHEET
SUBJECT: SOCIAL STUDIES**

LESSON: 1 WEEK 2

TOPIC: THE ETNNIC GROUP

Name: _____ **Date:** _____

FACT/TIP:

An ethnic group is a class of people who are similar to each other through a common language, history, culture, religion or race.

There are **six** ethnic groups living in Guyana.

We also have the mixed group. This group is formed when two different ethnic groups come together.



The six ethnic groups are:

1. The Amerindians
2. The Europeans
3. The Africans
4. The East Indians
5. The Portuguese
6. The Chinese

ON YOUR OWN:

Draw a line from the ethnic group in the box to the picture of the child.



East Indian

African

Chinese

Write the name of another ethnic group you can see in the picture.

HOMEWORK:

To which ethnic group do you belong?

Ask your parent(s) to help you to name all the ethnic groups in your family.



MINISTRY OF EDUCATION

**PRIMARY ENGAGEMENT PROGRAMME
GRADE FOUR WORKSHEET
SUBJECT: SOCIAL STUDIES**

LESSON: 2 WEEK 2

TOPIC: THE ETNNIC GROUP

Name: _____ Date: _____

FACT/ TIP

-The ethnic groups came from all over the world.

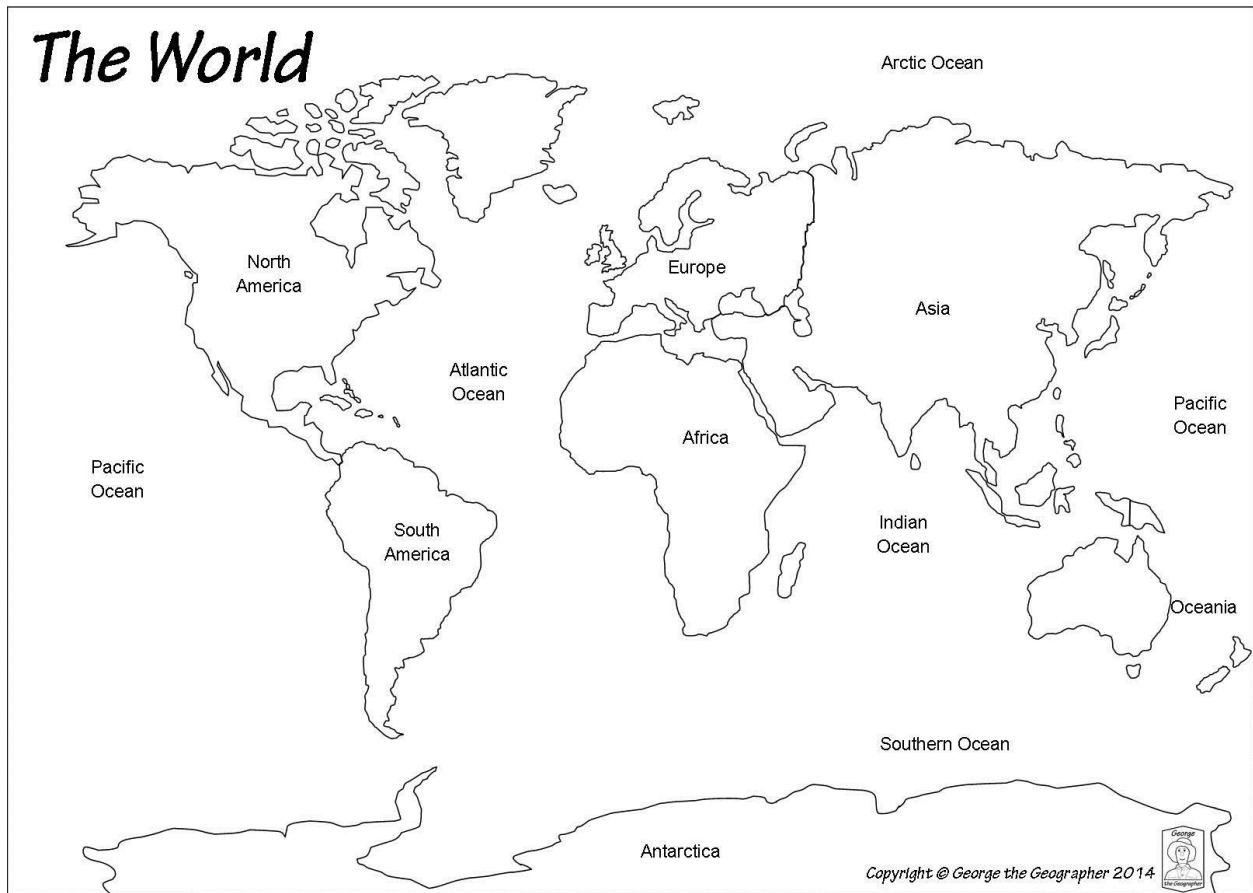
Ethnic Group	Continent
The Amerindians, East Indians and Chinese	Asia
The Europeans and the Portuguese	Europe
The Africans	Africa

Map of the world showing the continents from which the ethnic groups came.



ON YOUR OWN

Colour the continent from which the Chinese came **red**, the Africans **blue** and the Europeans **green**.



HOMEWORK:

On the map below colour to show the different continents.

Use red to colour the continent in which Guyana is found.



MINISTRY OF EDUCATION

PRIMARY ENGAGEMENT PROGRAMME

GRADE FOUR WORKSHEET

SUBJECT: SOCIAL STUDIES

LESSON: REVIEW WEEK 2

TOPIC: THE ETHNIC GROUP

Name: _____ Date: _____

ANSWER ALL QUESTIONS.

1. Name two ethnic groups that are living in Guyana.

2. Which group came from the continent of Africa?

3. Name the continent from which this group came.

4. What name is given to the group that is formed through inter marriages? _____

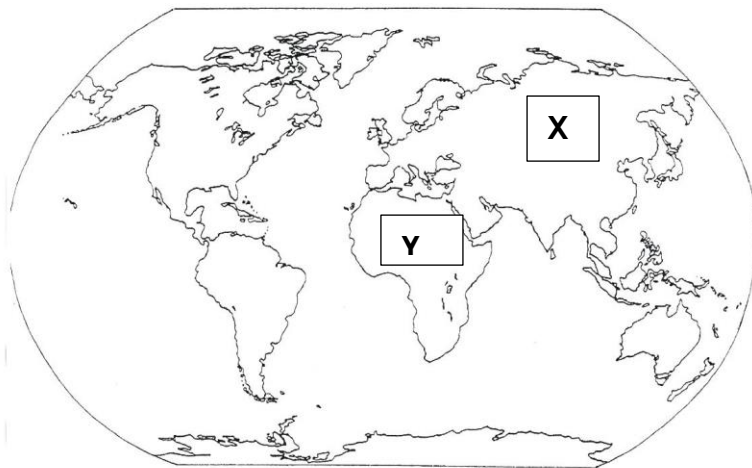
5. Name the continent from which the Chinese came.

The picture below shows the ethnic groups in Guyana. Use it to answer question 6.



6. Mark an X on the child(ren) whose ethnic group came from the continent of Africa.

Study the map of the world showing the continents and answer the following questions.



Write the name of the continent indicated by the letters.

7. X -----

8. Y -----

9. The East Indians came from the continent labelled -----.

10. From which continent did the ancestors of the Africans come?



MINISTRY OF EDUCATION

**PRIMARY ENGAGEMENT PROGRAMME
GRADE FOUR WORKSHEET
SUBJECT: SOCIAL STUDIES**

LESSON: 1 WEEK 3

TOPIC: THE AMERINDIANS

Name: _____ Date: _____

FACT/TIP:



Why They Came:

- **The Amerindians were the first group of people who came to Guyana.**
- They came in search of warmer lands and food.
- They left Asia during the fourth ice age.
- They followed the herds of animals as they moved from one feeding ground to another.
- They crossed the Bering Strait which is a narrow body of water, that was a frozen ice bridge.
- They passed North America and Central America before reaching Guyana in South America.

The Route taken by the Amerindians.

Map of the world showing the route the Amerindians took



ON YOUR OWN

Answer the questions:

1. Which were the first group of people to come to Guyana?

2. The Amerindians left Asia during the fourth ice age. TRUE / FALSE.

3. What is the name of the **narrow body of water** that the Amerindians crossed on their way to Guyana?

4. Name one continent the Amerindians passed before reaching Guyana.

HOMEWORK:

1. On the map of the world below trace the route the Amerindians took to reach Guiana.





MINISTRY OF EDUCATION

PRIMARY ENGAGEMENT PROGRAMME
GRADE FOUR WORKSHEET
SUBJECT: SOCIAL STUDIES

LESSON: 2 WEEK3

TOPIC: THE AMERINDIANS SETTLEMENTS AND CONTRIBUTIONS

Name: _____ Date: _____

FACT/TIP

When the Amerindians arrived in Guyana they settled along the coastlands and near river banks. The places where Amerindians live are called **reservations**.

Some areas they settled in were:

- North and South of the Rupununi Savannahs
- South Pakaraimas
- The Barama and the Pomeroon Rivers
- The North West Districts
- The Kamarang River
- Upper Mazaruni
- Upper Pomeroon and Cuyuni Rivers

ON YOUR OWN

Answer the questions:

1. Name two places where the Amerindians settled.

2. Name two rivers where the Amerindians set out reservations.

3. What name is given to the place where the Amerindians live?

_____.

HOMEWORK:

I can investigate. Find out the contributions made by the Amerindians.

Use the table below. Complete it by putting in two more in each column. Use pictures where you can

Place names	Foods	Craft	Dances
Cuyuni Mazaruni	Farine Tasso Piwari 	Nibbi furniture Tibisiri mats	Baboon Carrion crow



MINISTRY OF EDUCATION
PRIMARY ENGAGEMENT PROGRAMME
GRADE FOUR WORKSHEET
SUBJECT: SOCIAL STUDIES
LESSON: REVIEW WEEK 3
TOPIC: THE AMERINDIANS

Name: _____ Date: _____

Answer all the questions.



1. To which ethnic group do the children in the picture belong?

2. They came from the continent of _____.

3. They crossed a body of water called the

_____.

4. List the continent in which Guyana is located.

_____.

Study the map carefully and then answer the question.



7. The continent from which the Amerindians came is labelled _____.

8. The Amerindians settled in the North West District. True / False.

Match the contributions of the Amerindians to their categories.

Contributions	Categories
9. Cassava bread	Craft
10. Hammock	dance
11. Carrion Crow	food

13. The woman in the picture is most likely making -----





MINISTRY OF EDUCATION
PRIMARY ENGAGEMENT PROGRAMME
GRADE FOUR WORKSHEET
SUBJECT: SOCIAL STUDIES

LESSON: 1 WEEK 4

TOPIC: THE EUROPEANS

Name: _____ **Date:** _____

FACT/TIP:

The Europeans were the second group of people who came to Guyana. They came from the continent of Europe.



Why they came

- The Europeans came to Guyana as explorers. They were searching for new lands.
- They heard about the Golden City of El Dorado and wanted to find gold.
- They planted tobacco, sugar, cotton and other crops.

The European nations which came to Guyana were:

European Nations	From where they came
The Spanish	Spain
The Dutch	The Netherlands
The French	France
The English	England
The Portuguese	Portugal

ON MY OWN

Answer the questions:

1. The Europeans came to Guyana as _____.

2. What is the name of the Golden City that Europeans were searching for? _____

3. Do you think the Europeans found the golden city?

4. State two crops which the Europeans planted.

5. Name two European nations that came to Guyana.

HOMEWORK:

1. On the map below identify the continent from which the Europeans came. Colour that continent blue.





MINISTRY OF EDUCATION

**PRIMARY ENGAGEMENT PROGRAMME
GRADE FOUR WORKSHEET
SUBJECT: SOCIAL STUDIES**

LESSON: 2 WEEK 4

TOPIC: THE CONTRIBUTIONS OF THE EUROPEANS

Name: _____ Date: _____

FACT/TIP:

The Europeans made several contributions to Guyana.

- The Europeans built sea-walls and kokers to protect the land from floods.
- They were the first to introduce trading in Guyana.
- They set up trading posts to trade with the Amerindians.
- They introduced the plantation system on the coast.
- They established the first church and the first school.

Picture of a koker:



The Europeans contributed foods such as:

pastries pudding pies

ON MY OWN

Answer the questions:

1. Why did the Europeans build sea-walls and kokers?

2. Which food is not a contribution of the Europeans?

pastries	pepper pot	pie	pudding
-----------------	-------------------	------------	----------------

3. Who did the Europeans trade with?

4. Which group of Europeans named the village of Mon Repos?

5. Non Pariel is to French as Santa Rosa is to

HOMEWORK:

On the table below list the names of **three** other places which were named by each European nation.

Dutch	French	English	Spanish
Stabroek	La Belle	Bourda	Santa Rosa
Beterverwagting	La Repentir	Lethem	El Dorado
Uitvlugt	Chateau Margot	Land of Canaan	



MINISTRY OF EDUCATION

**PRIMARY ENGAGEMENT PROGRAMME
GRADE FOUR WORKSHEET
SUBJECT: SOCIAL STUDIES**

LESSON: REVIEW WEEK 4

TOPIC: THE EUROPEANS

Name: _____ Date: _____

ANSWER ALL QUESTIONS.

1. Which continent did the Europeans come from?

2. Give one reason why the Europeans came to Guyana.

3. Name two European nations that came to Guyana.

4. The Europeans who came from the Netherlands were the

_____.

5. Name one crop that the Europeans planted.

6. Which food is a contribution of the Europeans?

fried rice	pepper pot	roti	pudding
------------	------------	------	---------

7. Bourda was named by which European nation?

7. Name two places in Guyana that were named by the Spanish.

Match the places below to the group they were named by.

PLACES	GROUP
8. La Repentir	English
9. Victoria	Dutch
10. Soesdyke	French