



**MINISTRY OF EDUCATION
PRIMARY ENGAGEMENT PROGRAMME
GRADE THREE WORKSHEET: TERM 3
SOCIAL STUDIES
WEEK 7: LESSON 1
TOPIC: THE WEATHER- WHAT IS WEATHER?**

NAME: _____ **DATE:** _____

FACTS/ TIPS:

- Weather is the state/appearance of the atmosphere in a particular location over a short time.
- It results from the interactions between the sun, the air, water, and the earth.

ON YOUR OWN:

Look outside at the appearance of the atmosphere and draw how it looks.

A large, empty rectangular box with a black border, intended for the student to draw the appearance of the atmosphere.

HOMEWORK:

Describe how the weather looks.






MINISTRY OF EDUCATION
PRIMARY ENGAGEMENT PROGRAMME
GRADE THREE WORKSHEET: TERM 3
SOCIAL STUDIES
WEEK 7: LESSON 2
TOPIC: THE WEATHER- TYPES OF WEATHER.

NAME: _____

DATE: _____

FACTS/TIPS:

- Weather involves hot or cold, wetness or dryness, calm or storm, and clearness or cloudiness.
- There are four weather conditions in Guyana. These are windy, cloudy, sunny, and rainy.

sunny		It is described as the sun shining and giving warmth to the land. There is little to no presence of clouds.
rainy		When the clouds are heavy enough, they cannot hold the water anymore so they fall in the form of raindrops.
windy		The wind is formed when warm air rises and expands while cooler air flows in to replace it.

cloudy



In this weather, the clouds form a barrier to block the rays of the sun. At the same time, it also traps heat from the ground, which explains why the heat doesn't instantly go away during cloudy weather.

ON YOUR OWN:

WEATHER



Fill in blanks with words from above.

1. Today seems to be a cool day but it looks as if it will rain soon. It is a _____ day.
2. I looked out the window. The sky was tar-black and the large clouds were moving towards me. I heard a tapping on the window and then it became a pitter-patter. It was a _____ day.
3. Can I play with my kite? Today is _____.
4. Let's go to the creek because today is very hot. Today is a _____ day.

HOMEWORK

- a) Create a poem about the weather or find a poem about the weather.
- b) Make a video reciting same.
- c) Create a poster with the poem.

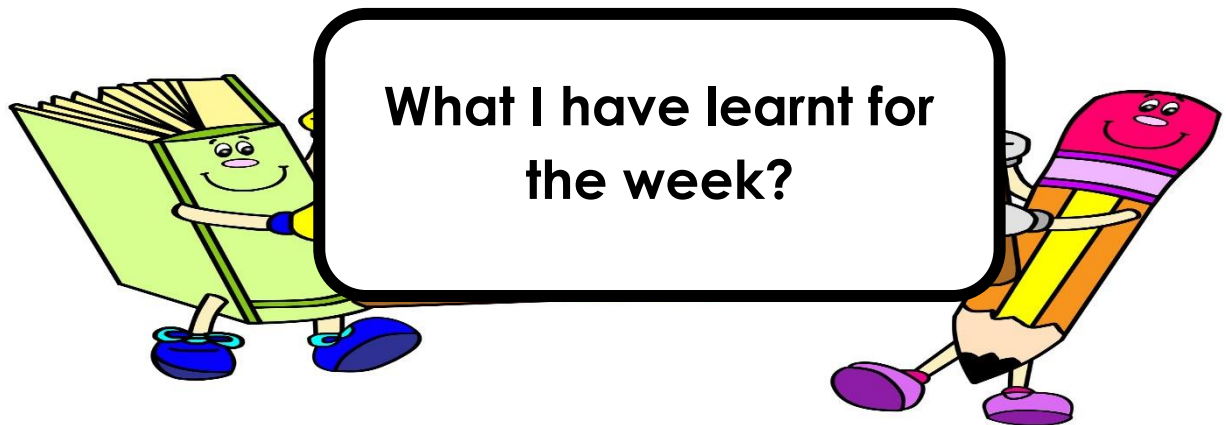


MINISTRY OF EDUCATION
PRIMARY ENGAGEMENT PROGRAMME
GRADE THREE WORKSHEET: TERM 3
SOCIAL STUDIES
WEEK 7: LESSON REVIEW
TOPIC: THE WEATHER- TYPES OF WEATHER CONDITIONS

NAME: _____

DATE: _____

Answer all the questions.



What is weather?	
What are the types of weather?	
Describe any two types of weather.	1. 2.



MINISTRY OF EDUCATION
PRIMARY ENGAGEMENT PROGRAMME
GRADE THREE WORKSHEET: TERM 3
SOCIAL STUDIES
WEEK 8: LESSON 1
TOPIC: THE WEATHER- WEATHER SYMBOLS





NAME: _____

DATE: _____

FACTS/TIPS:








- Four main weather symbols help us to understand the weather.
- These symbols show us what the weather is like.

Some of these symbols are:

	
rainy	sunny
	
windy	cloudy

ON YOUR OWN:

Study the weather chart, then answer the questions.

Sun	Mon	Tue	Wed	Thurs	Fri	Sat
						

1. What was the weather like on Thursday?

2. Which day was a cloudy day?

3. Which weather condition was **mostly** experienced for the week?

HOMEWORK:

Complete the weather chart for the past three days.

1. What was the weather like for the three days?

2. Which do you like better, rain or sun? Why?






**MINISTRY OF EDUCATION
PRIMARY ENGAGEMENT PROGRAMME
GRADE THREE WORKSHEET: TERM 3
SOCIAL STUDIES
WEEK 8: LESSON 2
TOPIC: WEATHER- WEATHER SYMBOLS**

NAME: _____ **DATE:** _____

FACTS/TIPS:


- Other weather symbols help us to understand the weather too.
- These symbols show us what the weather is like.

Some of these symbols are:

		
partly cloudy	thunderstorm	foggy

ON YOUR OWN:



1. Using a dictionary, write the meaning of the following words:

	foggy- _____ _____
	thunderstorm- _____ _____

**2. (a) Create a chart with words relating to the weather.
(b) Keep adding new words to your chart.**

HOMEWORK:

Draw two other weather symbols use in other countries.










MINISTRY OF EDUCATION
PRIMARY ENGAGEMENT PROGRAMME
GRADE THREE WORKSHEET: TERM 3
SOCIAL STUDIES
WEEK 8: LESSON REVIEW
TOPIC: WEATHER- WEATHER SYMBOLS

NAME: _____

DATE: _____

Study the chart below, then answer the questions.

Mon.	Tues.	Wed.	Thurs.	Fri.
				

1. What is the weather like on Friday?

2. Which two days are partly cloudy?

3. Sally wants to take the children on a family picnic at the beach. Which is the **best** day to take them?

4. Which day has a thunderstorm?

5. Complete the word search below.

WEATHER WORDSEARCH



CLOUDY



STORMY



SUNNY


F	F	R	U	N	G	I	J	K
O	C	S	T	O	R	M	Y	A
G	L	X	V	B	A	Z	G	D
G	O	P	L	K	I	L	H	B
Y	U	G	F	S	N	O	W	Y
F	D	W	Q	D	Y	E	I	E
G	Y	Z	U	B	C	M	N	G
G	S	U	N	N	Y	X	D	H
R	E	Q	A	Y	S	C	Y	I



SNOWY



RAINY



WINDY



FOGGY



**MINISTRY OF EDUCATION
PRIMARY ENGAGEMENT PROGRAMME
GRADE THREE WORKSHEET: TERM 3
SOCIAL STUDIES
WEEK 9: LESSON 1**

TOPIC: THE WEATHER- CLOTHES WORN FOR DIFFERENT WEATHER CONDITIONS

NAME: _____

DATE: _____

FACTS/TIPS:

- Different clothes are worn for different weather conditions.
- On a sunny day, the sun is usually hot. When we have to go out in the sun we protect ourselves from the sun's rays by using an umbrella or by wearing sunglasses.
- We do not wear thick clothing or raincoat on a sunny day.

ON YOUR OWN:

Draw/ paste pictures of some clothing you can wear on a sunny day.

HOMEWORK:

Draw yourself dressed in your favourite sunny gear.





**MINISTRY OF EDUCATION
PRIMARY ENGAGEMENT PROGRAMME
GRADE THREE WORKSHEET: TERM 3
SOCIAL STUDIES**

WEEK 9: LESSON 2

TOPIC: THE WEATHER- CLOTHES WORN FOR DIFFERENT WEATHER CONDITIONS

NAME: _____

DATE: _____

FACTS/TIPS:

- When it is raining we wear protective clothing such as long boots, coats, and we use an umbrella.
- On a cold or windy day, we wear thick and long clothing to cover our bodies and to keep us warm.

ON YOUR OWN:

Paste pictures or draw clothing worn on a rainy **or** windy day.

HOMEWORK:

Dress up time!

a) Dress a doll or a stuffed animal in any one of the weather gear.

OR

b) Make a collage using different pictures of weather clothing.



**MINISTRY OF EDUCATION
PRIMARY ENGAGEMENT PROGRAMME
GRADE THREE WORKSHEET: TERM 3
SOCIAL STUDIES**

WEEK 9: LESSON REVIEW

TOPIC: THE WEATHER- CLOTHES WORN FOR DIFFERENT WEATHER CONDITIONS

NAME: _____ **DATE:** _____

1. Freddie and Lisa are about to head out to the park when Mom notices they are not wearing the right clothing for the weather. She asks them to change their clothes and dress correctly for the weather. Look at the type of weather below and state what kinds of garments Freddie and Lisa should be wearing.



2. What clothing should **not** be worn in this type of weather?

3. Why do you think those clothes mentioned at number 2 are **not** appropriate for this type of weather condition?



**MINISTRY OF EDUCATION
PRIMARY ENGAGEMENT PROGRAMME
GRADE THREE WORKSHEET: TERM 3
SOCIAL STUDIES
WEEK 10: LESSON 1**

TOPIC: THE WEATHER- EFFECTS OF WEATHER ON PLANTS

NAME: _____ **DATE:** _____

FACTS/TIPS:

- The sunlight from the sun is our main source of energy, especially for the plant.
- Plants keep themselves alive as they use sun's energy to make their food.
- The plants also need the clouds to shade them from being too exposed to the sunlight.
- Sunlight affects plant growth. The plants will be straggly and pale and will soon die. Too much sun can dehydrate and damage their leaves. A primary strategy that plants use to protect themselves from this kind of photodamage is to dissipate the extra light as heat.
- Too much sunlight can damage plant growth by destroying the leaf tissues, yellow leaves absorb the water content, which may turn brown, and fade away. It is due to the excess heat energy transferred to the plants directly from the sun and they cannot carry out the process of photosynthesis.
- Too much watering of the plants may result in **root rot, wilting, yellow falling leaves, and brown leaves**. In some cases, the plants may die due to excess absorption of water by the plant roots.

ON YOUR OWN:

Complete the chart below.

Weather conditions	Effects of weather on plants
sunny	
rainy	

HOMEWORK:

Paste a picture of a plant that had too much sunlight.



**MINISTRY OF EDUCATION
PRIMARY ENGAGEMENT PROGRAMME
GRADE THREE WORKSHEET: TERM 3
SOCIAL STUDIES
WEEK 10: LESSON 2
TOPIC: THE WEATHER- EFFECTS OF WEATHER ON ANIMALS**

NAME: _____

DATE: _____

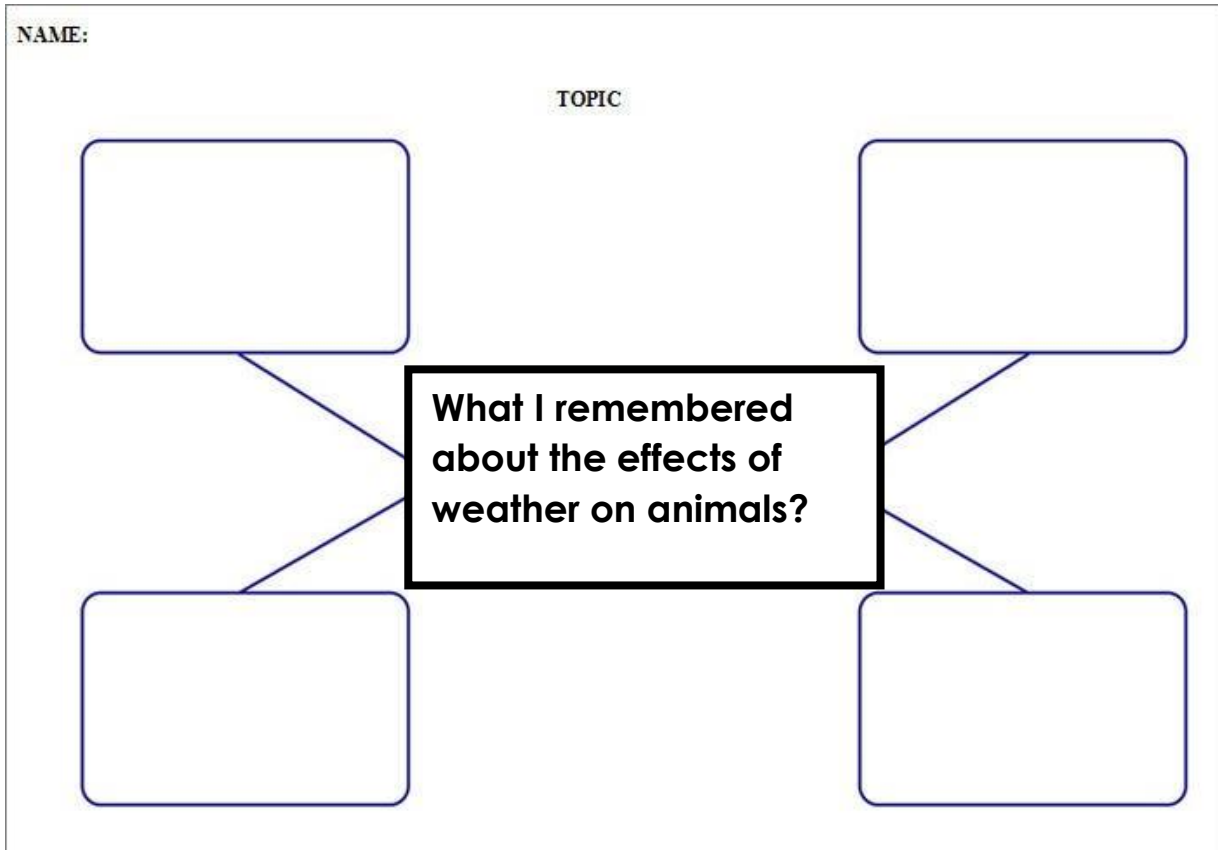
FACTS/TIPS:

- The energy from the sun is transferred from plants to animals when animals eat the plants.
- Animals also benefit from the sun's effect on their bodies, because sunlight on the skin produces vitamin D, which is important in the formation of strong bones.
- Too much energy from the sun can cause the body to dehydrate and cause death.

- Weather also affects animals' behaviour. For example, birds gather in large groups and feed more aggressively before storms, and sing less on windy days.

ON YOUR OWN:

Complete the concept map below.



HOMEWORK:

1. Using a dictionary, find the meaning of 'dehydrate'.

2. How can you keep a pet hydrated during a hot day?



**MINISTRY OF EDUCATION
PRIMARY ENGAGEMENT PROGRAMME
GRADE THREE WORKSHEET: TERM 3
SOCIAL STUDIES
WEEK 10: LESSON REVIEW
TOPIC: THE WEATHER- EFFECTS OF WEATHER ON PLANTS AND ANIMALS**

NAME: _____

DATE: _____

Answer all the questions.

Write **t** for true and **f** for false.

1. Animals get vitamin A from the sun. _____
2. Vitamin D is important in the formation of bones. _____
3. Birds sing less on windy days. _____
4. Identify one advantage and one disadvantage of weather on plants.

Advantage	Disadvantage

5. There has been no rain for a while now. One morning Carla noticed a wild animal in her yard drinking water from the basin at the pipe. "Maybe he is dehydrated", she thought. What does the word 'dehydrate' means?



**MINISTRY OF EDUCATION
PRIMARY ENGAGEMENT PROGRAMME
GRADE THREE WORKSHEET: TERM 3
SOCIAL STUDIES
WEEK 11: LESSON 1
TOPIC: THE WEATHER- EFFECTS OF WEATHER ON THE LIVES OF PEOPLE**

NAME: _____





DATE: _____

FACTS/TIPS:

- Weather is an important part of our lives and is one thing that we cannot control.
- The weather often controls how and where we live, what we do, what we wear, and what we eat.
- Weather has played a large and sometimes direct part throughout human history.
- Extreme weather events have also caused people to move from where they use to live which interfered directly with historical events, e.g., the 2005 floods in Guyana.
- Weather affects our health since the human body is negatively affected by temperature, humidity, and wind.
- Our mood can also be affected by the weather.

ON YOUR OWN:

Based on your personal experience over the past weeks, draw one activity you were engaged in for each weather condition.

Types of weather	What did I do?
	
	
	
	

HOMEWORK:

Weather has a big impact on plants, animals, and us! Over the next three days, you're going to track how weather personally affects your mood and what you do during the day. For each day, record what the weather was like, a description of something you did differently because of the weather (such as wore your rain boots), and how your mood was. After the three days have passed, write down your answers to the reflection questions.

Days	Weather	What did you do?	Mood
1			
2			
3			

Questions:

1. How did the weather affect your mood?

2. How did the weather affect the things you did?



**MINISTRY OF EDUCATION
PRIMARY ENGAGEMENT PROGRAMME
GRADE THREE WORKSHEET: TERM 3
SOCIAL STUDIES
WEEK 11: LESSON 2
TOPIC: THE WEATHER- EFFECTS OF WEATHER ON THE LIVES OF PEOPLE**

NAME: _____

DATE: _____

FACTS/TIPS:

Weather has played a large and sometimes direct part throughout human history.

- During rainy weather, we can have floods. Floods cause damage to properties, crops, loss of livestock, and gives waterborne diseases. As communication links, roads, and bridges are damaged, people are forced to leave their homes, and normal life is disrupted.
- When there is a long period of dry weather, there can be a drought. Examples of **drought impacts** on society include anxiety or depression about economic losses, conflicts when there is not enough water, fewer recreational activities, higher incidents of heat stroke, and even loss of human life. Drought conditions can also cause a wildfire.

ON YOUR OWN:

Paste pictures showing flood and one showing drought.

Flood



Drought



HOMEWORK:

Find out the names of two waterborne diseases caused by flooding.

1. _____

2. _____



MINISTRY OF EDUCATION
PRIMARY ENGAGEMENT PROGRAMME
GRADE THREE WORKSHEET TERM 3
SOCIAL STUDIES
WEEK 11: LESSON REVIEW
TOPIC: THE WEATHER- EFFECTS OF WEATHER ON THE LIVES OF PEOPLE.

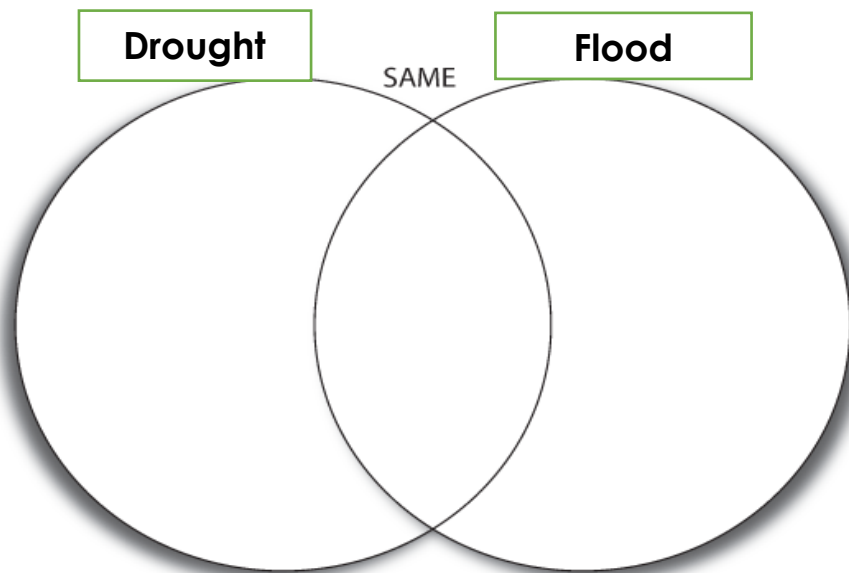
NAME: _____

DATE: _____

Place these phrases to show how drought and flood affect us.

damage to property, fewer leisure activities, heatstroke,
damage of crops, loss of livestock, waterborne diseases,
wildfire

Venn Diagram



1. In what year did Guyana experience major flooding?

2. Explain how someone's mood can be affected by the weather.

3. One waterborne disease caused by floods is _____.

4. Flood is to water diseases as drought is to h____ st ____.

Look at the picture below, then answer the questions.



5. What is the woman in the picture doing?

6. Which is the **most** suitable weather for such activity?

7. What mood do you think the woman is in?

8. Why do you think she is in that mood?

9. Which weather can change the mood of the woman?
