




MINISTRY OF EDUCATION  
PRIMARY ENGAGEMENT PROGRAMME  
GRADE THREE WORKSHEET: TERM 2  
SOCIAL STUDIES  
WEEK 9: LESSON 1

TOPIC: HEALTH AND SAFETY- TRAVEL SAFETY

NAME: \_\_\_\_\_ DATE: \_\_\_\_\_

**FACTS/ TIPS:**

When travelling on the road we use many means of transportation. Transportation is the mode of transport that people use to get from one place to another. Some modes of transportation that get us to and from school are:



When travelling we must always obey the traffic rules.

We must:

- avoid rushing on and off vehicles when embarking and disembarking.
- wear white or light coloured clothing at night.
- obey the Kerb-drill.
- use the pedestrian crossing to cross the road.
- avoid travelling in overload vehicles.
- always walk on the right-hand side of the road to face the coming traffic.
- wear safety gears (seat belt, life-jackets, helmets)

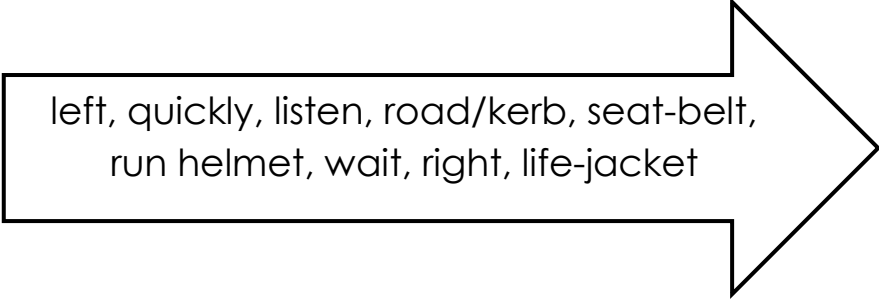
**The Kerb –drill is-** “Look right, look left, look right again, and if the road is clear walk quickly across”

## ON YOUR OWN

### Travelling to School Safely

When we are on our journey to and from school, it is important to be safe!

Complete the sentences below.



left, quickly, listen, road/kerb, seat-belt,  
run helmet, wait, right, life-jacket

I can travel to school by car, walk, boat or bike.

1. When travelling in a car I must always wear a \_\_\_\_\_.
2. If I am riding to school, I must wear a \_\_\_\_\_ and ride on the left side of the road.
3. If I am travelling in a boat/canoe I must wear a \_\_\_\_\_.
4. I must stop just before I reach the \_\_\_\_\_.
5. Always look and \_\_\_\_\_ for the traffic.
6. If traffic is coming do not cross, stop and \_\_\_\_\_ to let it pass.
7. When it is safe, walk \_\_\_\_\_ across the road and do not \_\_\_\_\_.
8. Always walk two abreast and on the \_\_\_\_\_ side of the road.

## HOMEWORK

State the importance of obeying the traffic rules.

---

---

---

---



**MINISTRY OF EDUCATION  
PRIMARY ENGAGEMENT PROGRAMME  
GRADE THREE WORKSHEET: TERM 2  
SOCIAL STUDIES  
WEEK 9: LESSON 2  
TOPIC: HEALTH AND SAFETY- TRAVEL SAFELY**

**NAME:** \_\_\_\_\_ **DATE:** \_\_\_\_\_

**FACTS/TIPS:**





We must obey traffic rules when travelling.

When we disobey the traffic rules we put our lives and other persons' lives at risk.

You and others can be seriously injured.


Persons can be charged and taken to the court for disobeying the traffic laws.

We should be aware of the traffic signs to be safe.  
Some traffic signs are:

 <p>Traffic Light</p>	 <p>Pedestrian Crossing</p>
 <p>children crossing</p>	

**ON YOUR OWN:**

Draw one traffic sign seen in your community and explain what it means.



---

---

---


---

**HOMEWORK**

Video [yourself] role-playing an accident that occurred on the road as a result of not obeying the traffic rules.

Or

Draw an accident scene you have witnessed.





**MINISTRY OF EDUCATION  
PRIMARY ENGAGEMENT PROGRAMME  
GRADE THREE WORKSHEET: TERM 2  
SOCIAL STUDIES  
WEEK 9: LESSON REVIEW  
TOPIC: HEALTH AND SAFETY- TRAVEL SAFELY**

**NAME:** \_\_\_\_\_

**DATE:** \_\_\_\_\_

**Read the story below, then answer the questions.**

Rahul always had the habit of crossing the road without looking at either side. He was so proud of this habit because he never got into an accident. He would laugh at those who took a long time to cross the road.

One day, Rahul saw a motorist coming at a very fast rate in the opposite direction. He decided to have some fun. When the motorist reached very near to him, he tried to cross the road. Unfortunately, the bike hit him, and both the rider and Rahul fell. Although Rahul had no severe injuries, the motorist was badly injured. The bike had fallen on him and he was wounded in many places.

1. What was Rahul's habit on the road?

\_\_\_\_\_

2. Do you think it is a good habit?

\_\_\_\_\_

3. If yes or no, why do you think so?

\_\_\_\_\_

4. What happened as a result of his actions?

\_\_\_\_\_

5. Name the form of transportations mentioned in the story.

---

6. What advice would you give to Rahul about using the road safely?

---

---

---








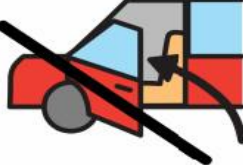



MINISTRY OF EDUCATION  
PRIMARY ENGAGEMENT PROGRAMME  
GRADE THREE WORKSHEET: TERM 2  
SOCIAL STUDIES  
WEEK 10: LESSON 1  
TOPIC: HEALTH AND SAFETY- DEALING WITH STRANGERS

NAME: \_\_\_\_\_

DATE: \_\_\_\_\_

**FACTS/TIPS:**

	<p>A Stranger is Someone I Don't Know</p>		
 <p>A stranger is someone I don't know</p>	 <p>A stranger can be a woman</p>	 <p>A stranger can be a man</p>	 <p>I need to stay close to my mom or dad when we go out</p>
 <p>I don't talk to strangers without Mom's permission</p>	 <p>I don't take candy from strangers</p>	 <p>I don't get in a car with a stranger</p>	 <p>I don't go with strangers</p>

ON YOUR OWN:



# Yell and Tell



Follow the 'No-Go-Yell-Tell' safety rules when you are alone. Complete the sentences by matching the colour of the picture to the word on the stoplight.




1. When a stranger asks if I need a ride, I say \_\_\_\_\_.
2. When a stranger asks me to come into a house, I quickly turn and \_\_\_\_\_ the other way.
3. If a stranger grabs or pushes me, I \_\_\_\_\_ loudly.
4. If a stranger talks to or touches me, I \_\_\_\_\_ a trusted adult.





## **HOMWORK**

**Create a poster saying “No to Stranger”.**





MINISTRY OF EDUCATION  
PRIMARY ENGAGEMENT PROGRAMME  
GRADE THREE WORKSHEET: TERM 2  
SOCIAL STUDIES  
WEEK 10: LESSON 2  
TOPIC: HEALTH AND SAFETY – DEALING WITH STRANGERS

NAME: \_\_\_\_\_ DATE: \_\_\_\_\_

**FACTS/TIPS:**

- Some people that we don't know very well or have never met before can be trusted to help us. For example, we don't know the firefighters or police officers that come to our aid but we can think of them as safe strangers.
- A safe stranger is a person who can **be trusted** to help us in a public place when they are at work and doing their job.
- You cannot tell if someone is a safe stranger just by the way they are dressed, how they look or talk to you.

**Warning signals to identify harmful strangers.  
You must always be on your guard if...**

- a stranger approaches you and starts talking to you by asking questions.
- a stranger asks you for help.
- you think you are being followed.
- a stranger offers you sweets, gifts, or money.
- a vehicle stops and a stranger asks you for help, tries to get your attention, or asks you to get in the car.
- somebody asks you to ignore your parents' rules, asks you to keep a secret, or ask you to go with them.



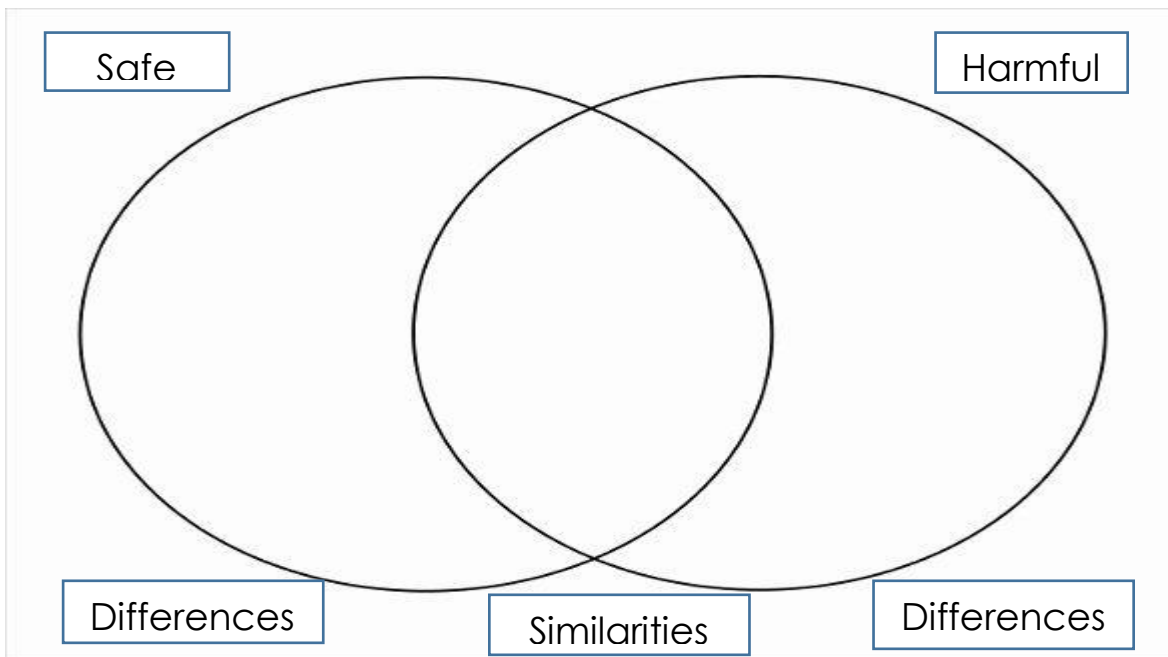
**ON YOUR OWN:**

**Name three safe strangers and say why they are considered to be safe.**

1.	
2.	
3.	

**HOMEWORK**

**What is the comparison between a safe and harmful stranger? Use the Venn diagram to compare.**





**MINISTRY OF EDUCATION  
PRIMARY ENGAGEMENT PROGRAMME  
GRADE THREE WORKSHEET: TERM 2  
SOCIAL STUDIES  
WEEK 10: LESSON REVIEW  
TOPIC: HEALTH AND SAFETY- DEALING WITH STRANGERS**

**NAME:** \_\_\_\_\_

**DATE:** \_\_\_\_\_

**Answer the following questions.**

**Are you prepared?**

1. What would you do if a stranger grabbed you?

---

---

---

2. What would you do if a friend told you that he/she met a stranger in the park and the person gave him/her money?

---

---

---

3. If a stranger says he/she has come to collect you from school to take you home because your mom couldn't make it, what would you do?

---

---

---

4. Draw a safe stranger and say why you considered him/her to be safe.



**MINISTRY OF EDUCATION  
PRIMARY ENGAGEMENT PROGRAMME  
GRADE THREE WORKSHEET: TERM 2  
SOCIAL STUDIES  
WEEK 11: LESSON 1**

**TOPIC: OUR NATION- NATIONAL EVENTS (COMMONWEALTH DAY)**

**NAME:** \_\_\_\_\_ **DATE:** \_\_\_\_\_

**FACTS/TIPS:**

- Commonwealth is an association of 54 countries that support each other and work together towards shared goals in fairness and development.
- Commonwealth Day is observed on the second Monday in March every year, guided by a theme. These countries celebrate and promote the Commonwealth.

**Commonwealth Logo**



## ON YOUR OWN:



### Word Search - Commonwealth Countries

There are 54 countries in the Commonwealth, in Africa, Asia, the Americas, Europe and the Pacific.

We have hidden 20 of these countries for you to find in the puzzle below.



AUSTRALIA

BARBADOS

CYPRUS

GHANA

KENYA

NIGERIA

SOUTH AFRICA

BAHAMAS

CAMEROON

DOMINICA

INDIA

MALAYSIA

PAKISTAN

UNITED KINGDOM

BANGLADESH

CANADA

FIJI

JAMAICA

NEW ZEALAND

SINGAPORE

## HOMework

Paste a picture of the Commonwealth nations and their flags.



**MINISTRY OF EDUCATION  
PRIMARY ENGAGEMENT PROGRAMME  
GRADE THREE WORKSHEET: TERM 2  
SOCIAL STUDIES  
WEEK 11: LESSON 2  
TOPIC: NATIONAL HOLIDAY (PHAGWAH)**

**NAME:** \_\_\_\_\_ **DATE:** \_\_\_\_\_

**FACTS/TIPS:**

- Phagwah is a Hindu religious holiday.
- It signifies the triumph of good over evil.
- The burning of Holika takes place on Phagwah eve.
- Phagwah is the festival of colours.
- Persons sprinkle powder or a liquid called aberer on one another.
- Sweet meats are made and shared with families, friends and neighbor.
- Phagwah is a joyous occasion.



**ON YOUR OWN:**

**Describe how you or the people in your community celebrate Phagwah.**

---

---

---

---

---

**HOMEWORK**



Make the picture colourful to display the Phagwah celebration.

4to40





MINISTRY OF EDUCATION  
PRIMARY ENGAGEMENT PROGRAMME  
GRADE THREE WORKSHEET: TERM 2  
SOCIAL STUDIES

WEEK 11: LESSON REVIEW

NAME: \_\_\_\_\_

DATE: \_\_\_\_\_

**Answer all the questions.**

1. What do you understand by the term Commonwealth?

\_\_\_\_\_

\_\_\_\_\_

2. Which of the following is the logo of the Commonwealth?



3. How many countries are members of the Commonwealth?

- a) 13                      b) 23                      c) 54                      d) 63

4. Two Commonwealth countries are \_\_\_\_\_.

- a) Guyana and Barbados  
b) Canada and Suriname  
c) Jamaica and Sudan  
d) Grenada and Egypt

5. One way in which Commonwealth countries promote development is by \_\_\_\_\_.

- a) sharing of resources  
b) banning education  
c) fighting with each other  
d) staying in their own country

6. Which religious groups celebrate Phagwah? \_\_\_\_\_  
a) Hindus b) Muslims c) Christians d) Rastafarians
7. Phagwah is the festival of \_\_\_\_\_.  
a) light b) water c) colour d) darkness
8. What is the name of the coloured liquid that is used to sprinkle on each other while playing Phagwah? \_\_\_\_\_  
a) beer b) juice c) gasoline d) water
9. Which of the following is prepared on Phagwah day by Hindus?  
\_\_\_\_\_  
a) black pudding  
b) sweet meats  
c) curried chicken  
d) barbeque
10. Phagwah celebrates good over \_\_\_\_\_.  
a) life b) evil c) happiness d) light



**MINISTRY OF EDUCATION**

**PRIMARY ENGAGEMENT PROGRAMME**

**GRADE THREE WORKSHEET: TERM 2**

**SOCIAL STUDIES**

**WEEK 12: LESSON 1**

**TOPIC: NATIONAL HOLIDAY (GOOD FRIDAY)**

**NAME:** \_\_\_\_\_ **DATE:** \_\_\_\_\_

**FACTS/TIPS:**

Good Friday is a religious holiday celebrated by Christians. On this day Christians are reminded of the crucifixion of Jesus and his death at Calvary. It is observed during Holy Week on the **Friday** preceding **Easter** Sunday.

Some Christians attend church services that recount Jesus's painful crucifixion, and some even refrain from eating meat to show their sorrow instead, 'Hot Cross bun' is eaten by most Christians during this time.

**ON YOUR OWN:**

**Complete the Exit Ticket.**

**Exit Ticket:**

Directions:

How well did you understand the lesson?

**3** Things I Learned Today

1. \_\_\_\_\_

2. \_\_\_\_\_

3. \_\_\_\_\_

**2** Things I Found Interesting

1. \_\_\_\_\_

2. \_\_\_\_\_

**1** Question I Still Have

1. \_\_\_\_\_

**HOMEWORK:**

**How do people in your community observe Good Friday?**

\_\_\_\_\_

\_\_\_\_\_

\_\_\_\_\_



MINISTRY OF EDUCATION  
PRIMARY ENGAGEMENT PROGRAMME  
GRADE THREE WORKSHEET: TERM 2  
SOCIAL STUDIES  
WEEK 12: LESSON 2  
TOPIC: OUR NATION- NATIONAL HOLIDAY (EASTER)

NAME: \_\_\_\_\_

DATE: \_\_\_\_\_

**FACTS/TIPS:**

**Easter** is a Christian religious holiday. Easter marks the Resurrection of the Lord, Jesus Christ. Easter Monday is known in Guyana for kite- flying.

Guyana is made up of many ethnic groups, however, most persons of the community take part in kite-flying.

**Example of kite-flying activity.**



**ON YOUR OWN:**

Use materials in your environment to make a Kite.

**HOMEWORK:**

Draw a picture depicting how your family celebrates Easter.



MINISTRY OF EDUCATION  
PRIMARY ENGAGEMENT PROGRAMME  
GRADE THREE WORKSHEET: TERM 2  
SOCIAL STUDIES  
WEEK 12: LESSON REVIEW  
TOPIC: NATIONAL HOLIDAY (EASTER)

NAME: \_\_\_\_\_

DATE: \_\_\_\_\_

**Answer all the questions.**

1. What does Easter signify? The \_\_\_\_\_
  - a) resurrection of Jesus Christ
  - b) birth of Jesus
  - c) death of Jesus
  - d) wedding of Jesus
2. Which religious group observes Easter? \_\_\_\_\_
  - a) Hindus
  - b) Christians
  - c) Muslims
  - (d) Bahai
3. When is Easter celebrated? Easter is celebrated on a \_\_\_\_\_
  - a) Monday
  - b) Tuesday
  - c) Wednesday
  - d) Friday
4. Name two activities that are associated with the Easter celebration.  
\_\_\_\_\_ and \_\_\_\_\_
5. On Good Friday, Christians are reminded of  
\_\_\_\_\_