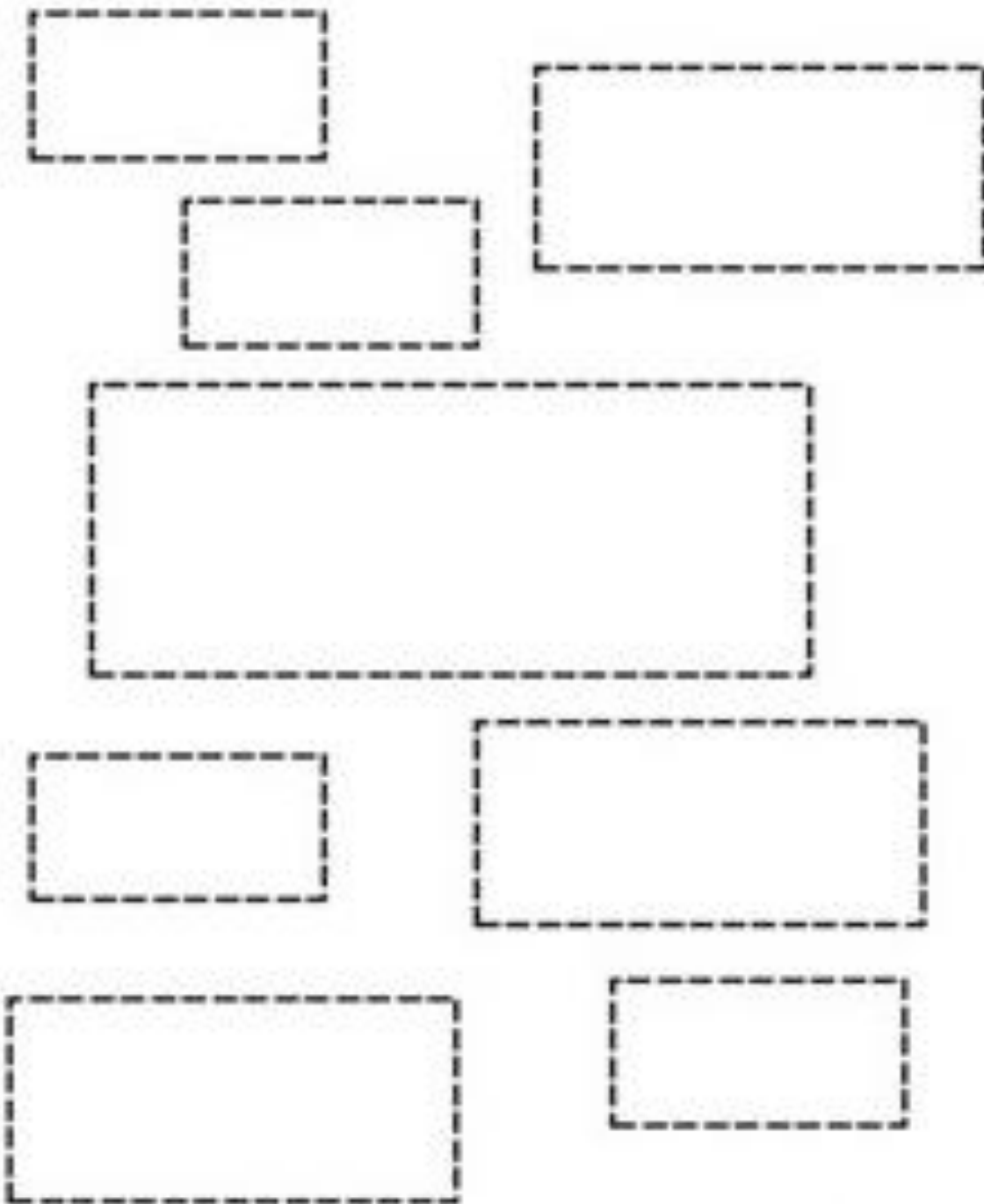


Name: _____




Instructions: Trace to complete the rectangles. Colour the rectangles.

Tips: A rectangle is a shape that has four sides. The opposite sides are equal.



Name: _____

Instruction: Follow the instruction in each box.

<p>Colour the rectangle.</p> 	<p>Trace the rectangle.</p> 
<p>Connect the dots to form a rectangle.</p> 	<p>Draw a rectangle.</p>

Name: _____

Instruction: Paint or paste chipped paper or sand within the outline of the rectangle.



rectangle

Name: _____

Instruction: Colour all the rectangles to help the bear find the path to the mountains.



Name: _____

Instruction: Colour the pictures that contain the shape of a rectangle.

