

# MINISTRY OF EDUCATION

NURSERY EDUCATION SECTOR

CHRISTMAS TERM – 2021

## YEAR 2

# NUMERACY WORKSHEET

WEEK 3

### Topic of the Week:

PLACES MY FRIENDS AND I GO  
AND ACTIVITIES WE DO

**Content: Numeral 8 and 9**

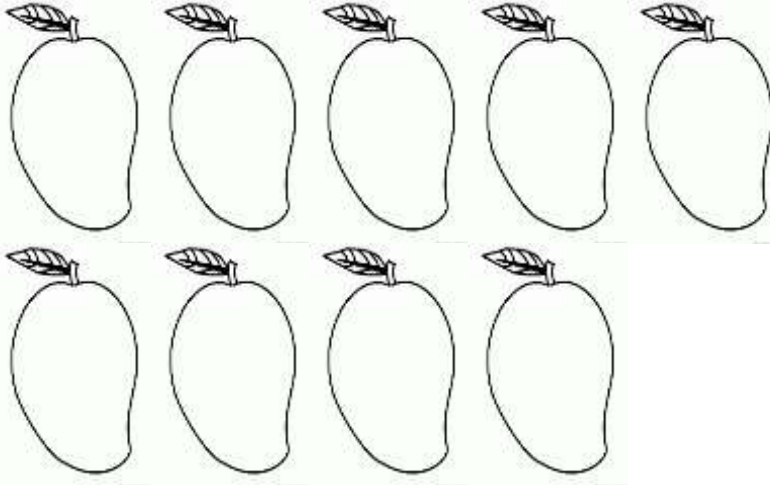
**Tips:**

- ✓ Help your child to name places they visit with friends and relatives.
- ✓ Help your child talk about activities they do at places they visit.
- ✓ Help your child to count from 1 to 10 or higher.
- ✓ Help your child to identify and write the numerals 1 to 10.




Name: \_\_\_\_\_

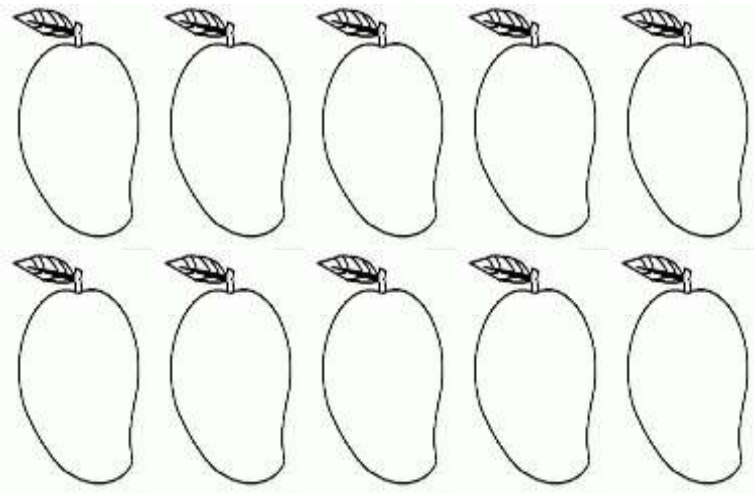
Count the **mangoes**. Colour **8** mangoes **only**.




Trace the numeral **8**



Count the **mangoes**. Colour **9** mangoes **only**

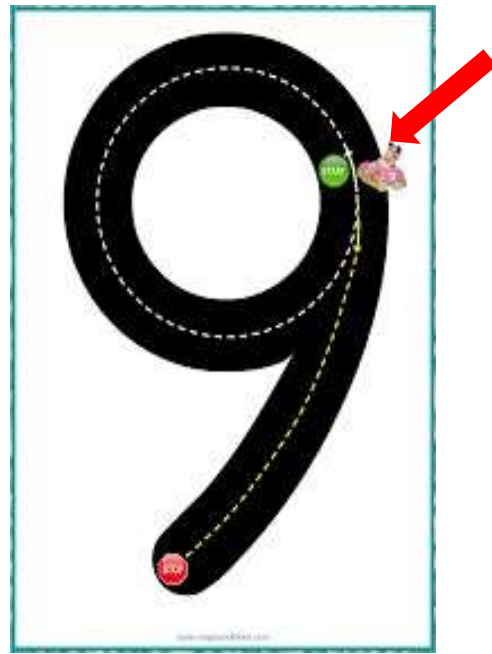



Trace the numeral **9**




Name: \_\_\_\_\_


**Instructions:** Trace the numerals. Start at the arrow.



Colour 8 face masks blue



Colour 9 face masks blue



**eight**

**nine**

Name: \_\_\_\_\_

**Instructions:** Trace the numeral name "eight"


eight

eight

Write the numeral name "eight"

\_\_\_\_\_

Colour the **8** milk cartoons.



Name: \_\_\_\_\_

**Instructions:** Trace the numeral name “nine”


n i n e

n i n e

Write the numeral name “nine”

\_\_\_\_\_

Colour the 9 milk cartoons

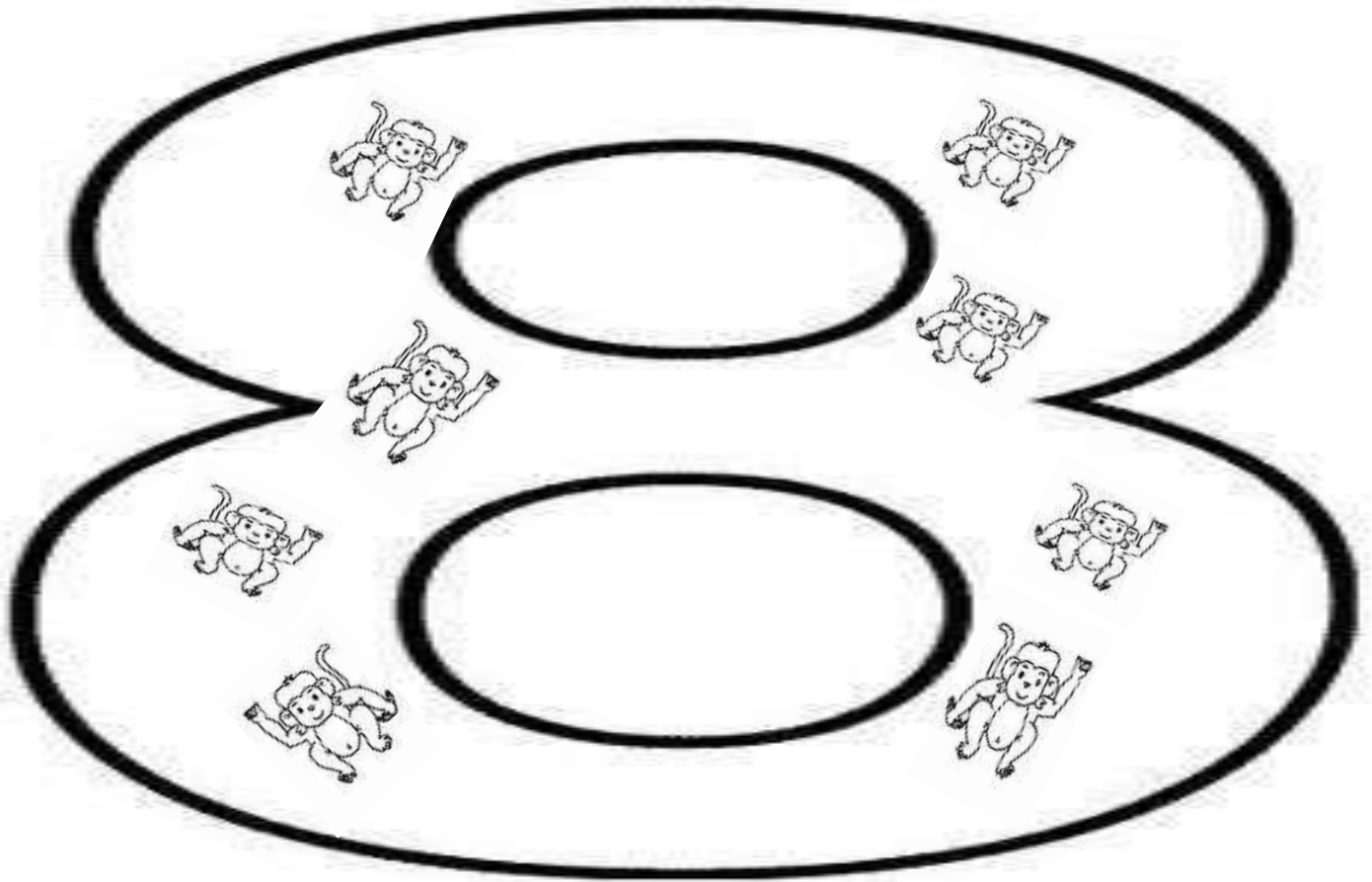


Y2/W3/DAY 4

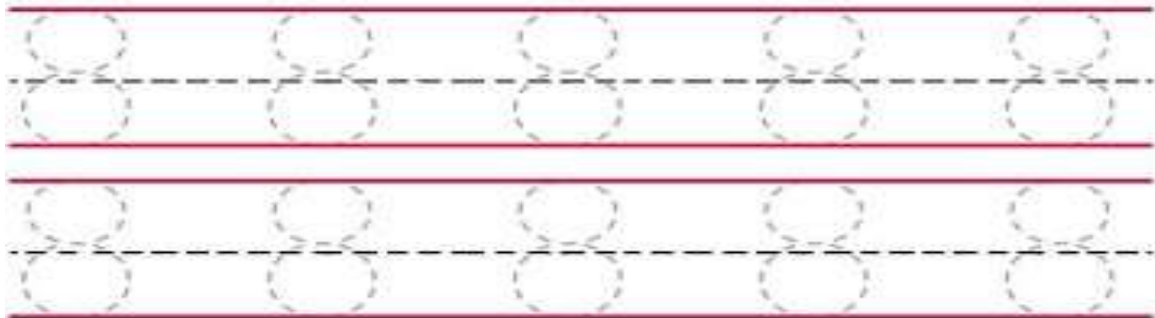
4

Name: \_\_\_\_\_

**Instructions:** Count then colour the **8** monkeys. Trace the numeral name '**eight**' and the numeral **8**



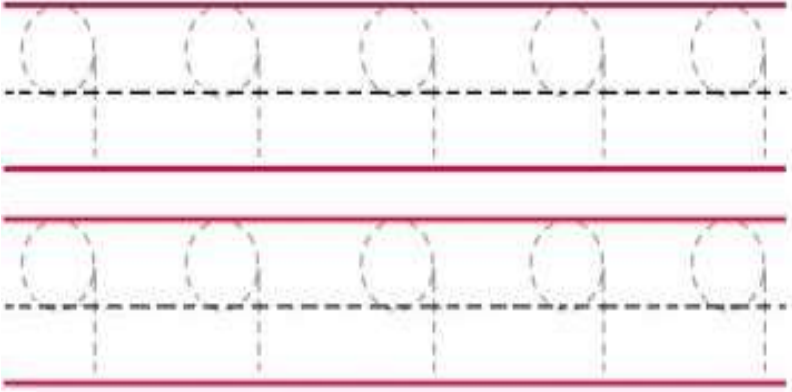


eight



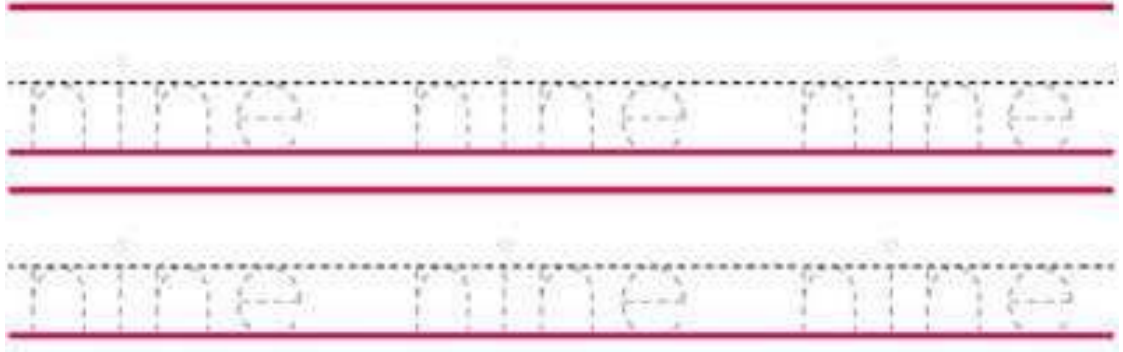
Name: \_\_\_\_\_

**Instruction:** Follow each instruction to complete the table.

<p>Paste chips of paper to form numeral <b>9</b>.</p> 	 <p>Colour the <b>nine</b> monkeys.</p>
<p>Trace the numeral <b>9</b></p> 	

Name: \_\_\_\_\_

Trace the numeral name "nine"



**Instructions:** Trace the numerals 8 and 9. Use the dots to write numeral 8 and 9.

A vertical column of handwriting lines. The top row contains five dotted numeral 8s for tracing. The second row contains a single dotted numeral 8. Below are three rows with five dots on the top line for starting points to write numeral 8.	A vertical column of handwriting lines. The top row contains five dotted numeral 9s for tracing. The second row contains a single dotted numeral 9. Below are three rows with five dots on the top line for starting points to write numeral 9.
---	---



Name: \_\_\_\_\_

Circle all the numeral 8

8 7 8 6 9 8 3 7 8 7 8 6 9 3

Circle all the numeral 9

8 9 8 6 9 6 9 7 9 7 6 8 9 6

**Instructions:** Count the number of objects then write the numeral in the box.

