

# MINISTRY OF EDUCATION

NURSERY EDUCATION SECTOR

CHRISTMAS TERM – 2021

## YEAR 2

# NUMERACY WORKSHEET

WEEK 1

### Topic of the Week:

MY FRIEND AND I HAVE A BIRTHDAY

**Content:** Revision of Numerals 1 – 5.  
Heights.

**Tips:**

- ✓ Help your child to say his/her birthday.
- ✓ Help your child to know his/her age.
- ✓ Help your child to count from 1 – 10 or higher.
- ✓ Help your child to know that we can use the words tall, taller, tallest to talk about heights.



Name: \_\_\_\_\_

**Instructions:** Count the objects then match them to the correct numeral.



4



1



2



3



5




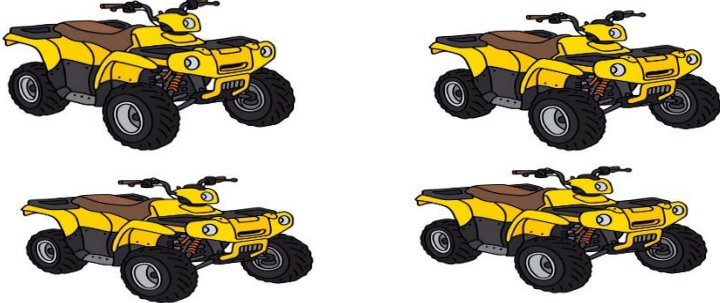

Name: \_\_\_\_\_

**Instructions:** Say the numerals. Spell the number names. Trace then write the number name.

1	<b>one</b>	one	
2	<b>two</b>	two	
3	<b>three</b>	three	
4	<b>four</b>	four	
5	<b>five</b>	five	

Name: \_\_\_\_\_

**Instructions:** Circle the numeral that matches the number of objects.

 <p>1      5      3</p>	 <p>5      3      2</p>
 <p>2      4      1</p>	 <p>3      4      2</p>
 <p>3      4      1</p>	

Name: \_\_\_\_\_

**Instructions:** Match the number name to the correct numeral.

One

3

Five

4

Three

1

Two

5

Four

2

Name: \_\_\_\_\_

**Instructions:** Look at the children. Circle the tallest child. Put an X on the tall child. Draw a line through the taller child.

**Tip:** We use the words tall, taller, tallest to compare heights of persons and objects



**tall**



**taller**



**tallest**

Name: \_\_\_\_\_

**Instructions:** Draw trees to show **tall**, **taller** and **tallest**. Colour your trees.  
Complete the words





**Tip:** We use the words tall, taller and tallest to compare heights of persons and objects

<b>tall</b>	<b>taller</b>	<b>tallest</b>
t _ _	t _ _ _ _	t _ _ _ _ _

Name: \_\_\_\_\_

**Instructions:** Circle to show tall. Place a **x** on the tallest.

**Tip:** We use the words tall, taller and tallest to compare heights of persons and objects


 <p>A B C</p>	
	



Name: \_\_\_\_\_

**Instructions:** Identify the **tall**, **taller** and **tallest** ladder. Write the names that best describes each picture according to the height.

**Tip:** We use the words tall, taller and tallest to compare heights of persons and objects



---	-----	-----
-----	-------	-------

Name: \_\_\_\_\_

**Tip:** We use the words tall, taller and tallest to compare heights of persons and objects

**What to do?**

1. Measure pieces of pointer/twigs to show tall, taller and tallest
2. Identify the tall, taller and tallest tree in your surrounding

**Example:**



Name: \_\_\_\_\_

**Instruction:** Using play dough, make items/objects to show **tall**, **taller** and **tallest**.

**Tip:** We use the words tall, taller and tallest to compare heights of persons and objects



**HOMEMADE PLAY DOUGH**

*Ingredients*  
2 cups flour  
1 cup of salt  
1 cup of water

*Directions*  
Mix all ingredients together to make the dough.  
Add natural dyes + scents. Set aside.  
Store it in an airtight container for about a week.

The image shows a hand holding three pieces of play dough in pink, yellow, and green colors, stacked vertically.

**Here is how:**

