




Name: \_\_\_\_\_

**NOTE TO TEACHER/PARENT:** Provide local Currency/ Money (from \$1 coin to \$ 5000 note) for children to observe. Discuss the value of the money and the features found on each.

**Instructions:** Ask your parents/teacher to show you Guyana's money. Look at the items and price tags. Match the items to the money it cost to buy them.



Name: \_\_\_\_\_


**Instructions:** Count to find how many \$1, \$5, and \$10 coins. Write the number in the boxes below.



<b>\$1 One dollar</b>	<b>\$5 Five dollar</b>	<b>\$10 Ten dollar</b>
<hr/>	<hr/>	<hr/>

Name: \_\_\_\_\_

**Instructions:** Ask your parents/teacher to show you Guyana's money. Look at the items and price tags. Match the items to the money it cost to buy them.



Name: \_\_\_\_\_

**Instruction:** Match the note to the correct value.



\$ 20



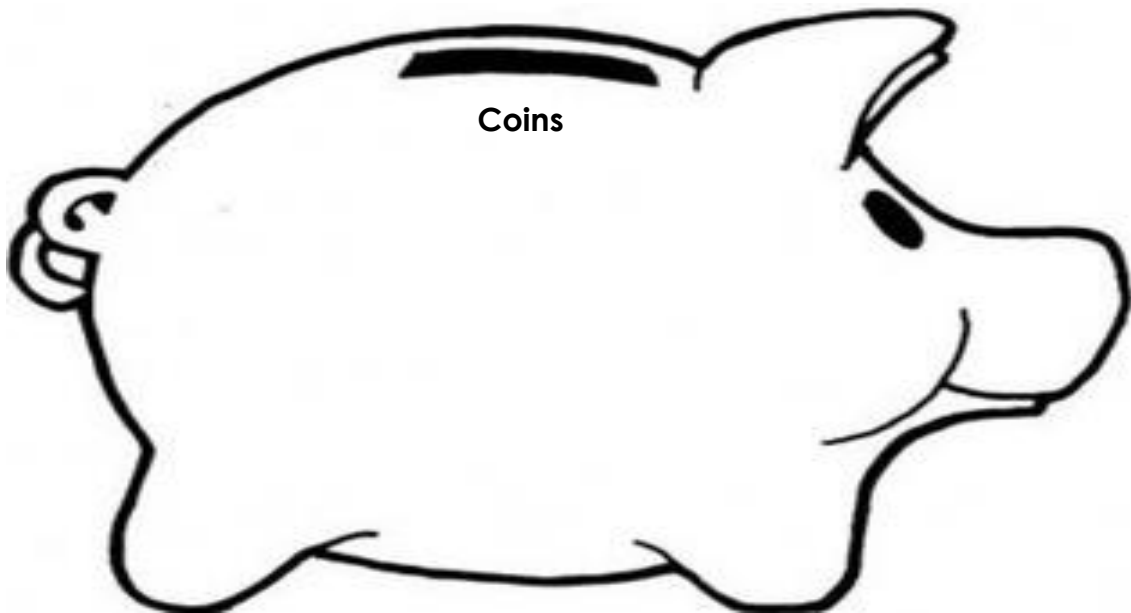
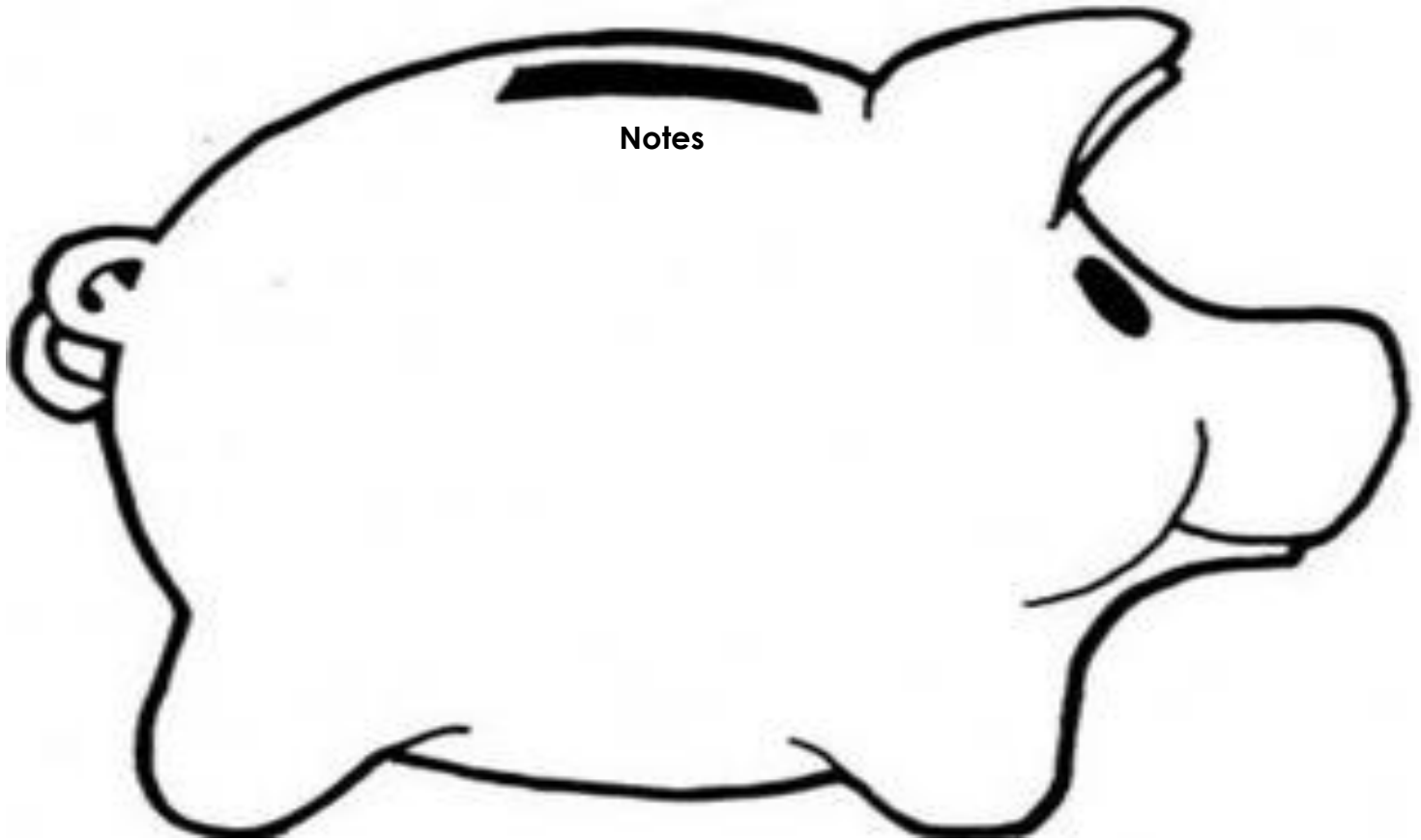
\$ 100



\$ 50

Name: \_\_\_\_\_

**Instructions:** Sort the monies into notes and coins. Cut and paste the notes in the **big** piggy bank and the coins in the **small** one





Name: \_\_\_\_\_

**MONEY FOR THE CUT AND PASTE ACTIVITY FOR YEAR 1 WEEK 7 DAY 3.**

**Instruction:** Point and say the name of the money before cutting it out.

