


Name: .....

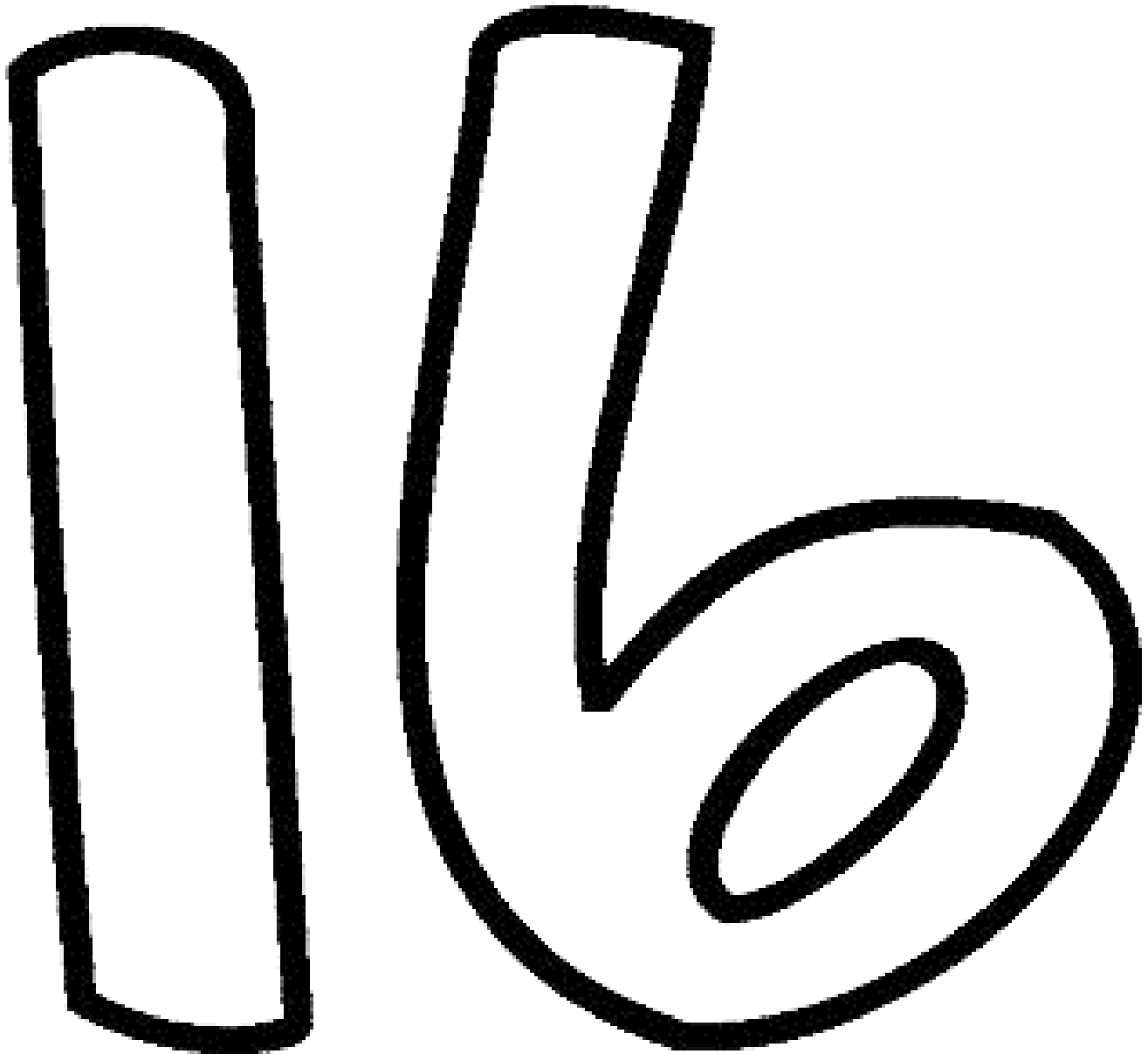

Instruction: Count then colour 16 ducks.



<b>16</b>	<b>sixteen</b>
-----------	----------------


Name: .....

**Instructions:** Circle 16 ducks. Paste chips of paper within the outline of numeral 16.

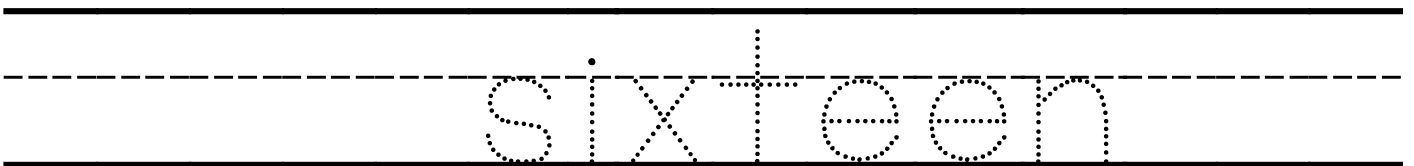
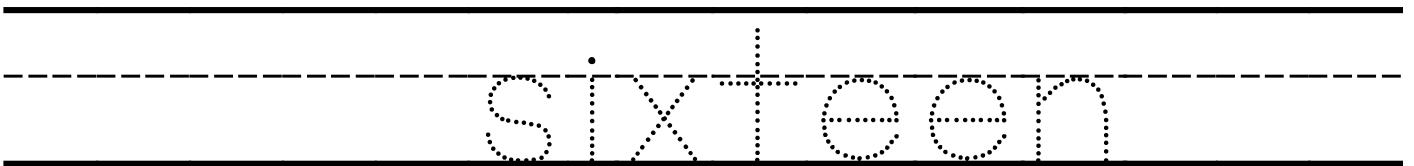
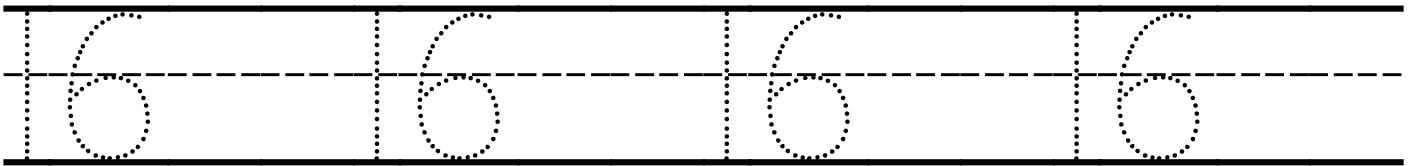
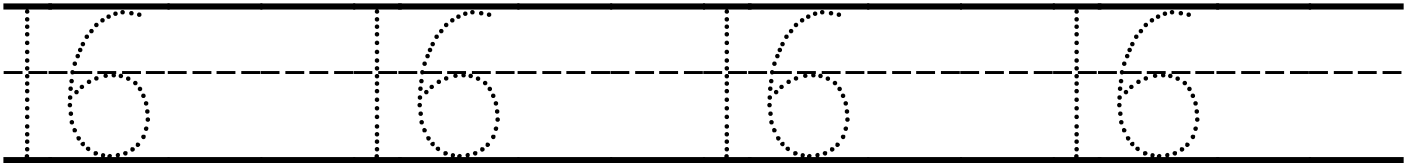


Name: .....

**Instructions:** Count the ducks. Trace the numeral **16** and the numeral name.



**sixteen**



\_\_\_\_\_

**Name:** .....






\_\_\_\_\_

**Instruction:** Match the numeral to the correct numeral name.




7	eleven
12	four
4	ten
3	twelve
9	sixteen
2	fourteen
11	seven
15	thirteen
10	eight
16	five
14	three
13	six
1	fifteen
5	nine
6	two
8	one

Name: .....

**Instruction:** Read then solve the problem. Use the picture clues.

If Dan  has 2   ducks and Dad  gives him 1  more.

How many ducks does Dan have altogether.

  +  =

2 + 1 =

2
+1
—

### After Numbers

**Instruction:** Write the number that comes after.

2

7

5

10

13

15

4

9

11