



---









Name: .....

---

**Instructions:** Count then colour the rainbows below.



10




**Year 1 Week 6 Day 1**



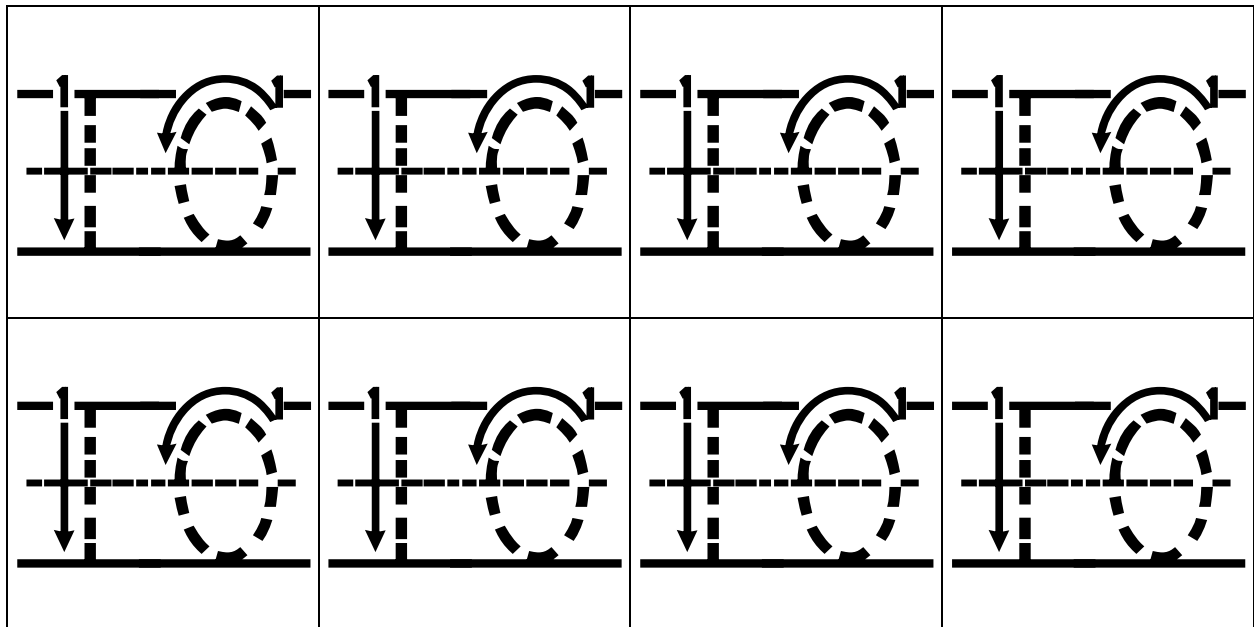
MINISTRY OF EDUCATION

\_\_\_\_\_  
Name: .....

**Instruction 1:** How many rings can you count? Colour the rings.



**Instruction 2:** Follow the arrows to trace the numeral 10.



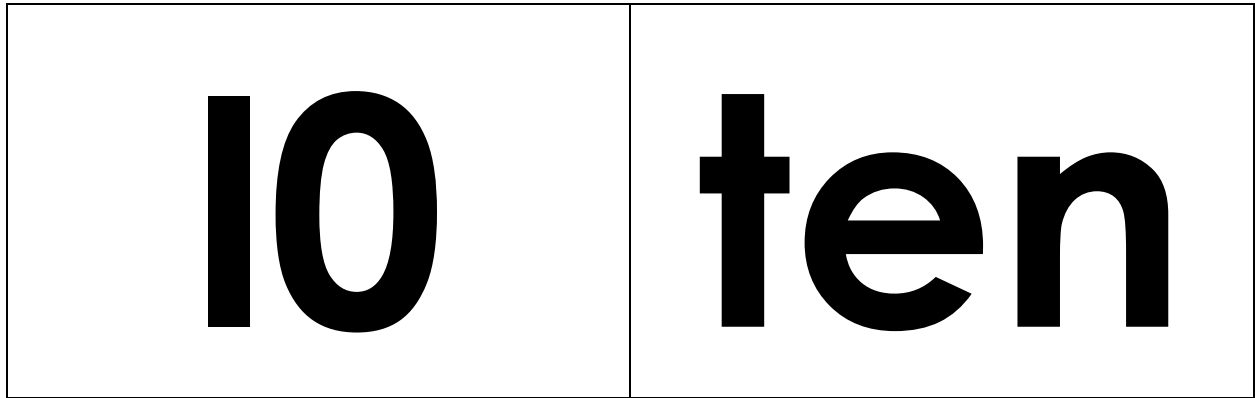
Year 1 Week 6 Day 2



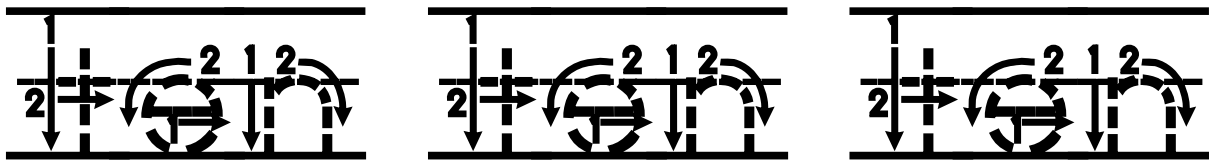
MINISTRY OF EDUCATION

Name: .....

**Instruction 1:** Say it then spell it.



**Instruction 2:** Follow the arrows to trace the word ten.



**Instruction 3:** Using a red crayon, place an X on all the numeral 10s.

7	10	1	10	0
10	3	10	5	10
6	10	2	10	8



\_\_\_\_\_  
Name: .....

**Instruction 1:** Count the rats. Circle **10** rats only.



**Instruction 2:** Say the number name, spell the number name then finger paint the word ten.

ten




\_\_\_\_\_

**Name:** .....

\_\_\_\_\_

**Instructions:** Oh no, the garden is empty! Cut and paste **ten (10)** roses in the garden box below.



Year 1 Week 6 Day 5



MINISTRY OF EDUCATION

**Cut and paste pictures for Numeracy Year 1 Week 6 Day 5 activity.**

Cut and paste **ten (10)** roses **only** in the garden.

