


Name: _____

Instructions: Join the dotted lines to make each square. Colour all the squares.



Year 1 Week 4 day 1



Name: _____

Instructions: Colour the squares to help the turtle get to the sea.

The maze consists of the following shapes and paths:




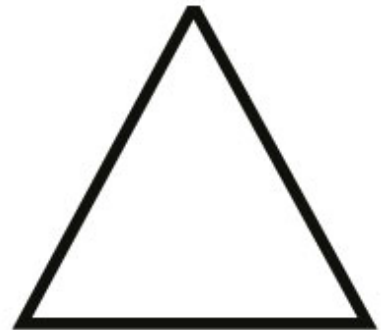



- Start:** A green cartoon turtle at the top left.
- Row 1:** Three squares, followed by a star.
- Row 2:** An oval, a circle, a triangle, a square, and a diamond.
- Row 3:** A tall vertical rectangle on the left, followed by four squares, and a diamond.
- Row 4:** A square, a circle, a triangle, and a horizontal rectangle.
- Row 5:** A square, a heart, a star, a circle, and a diamond.
- Row 6:** A tall vertical rectangle on the left, followed by a horizontal rectangle.
- Row 7:** A square, a square, and blue waves representing the sea.

Year 1 Week 4 day 2



Name: _____

Instructions: Colour all the squares. Count the squares.



Year 1 Week 4 day 3



Name: _____

Instructions: Colour the big squares **blue** and the small squares **red**

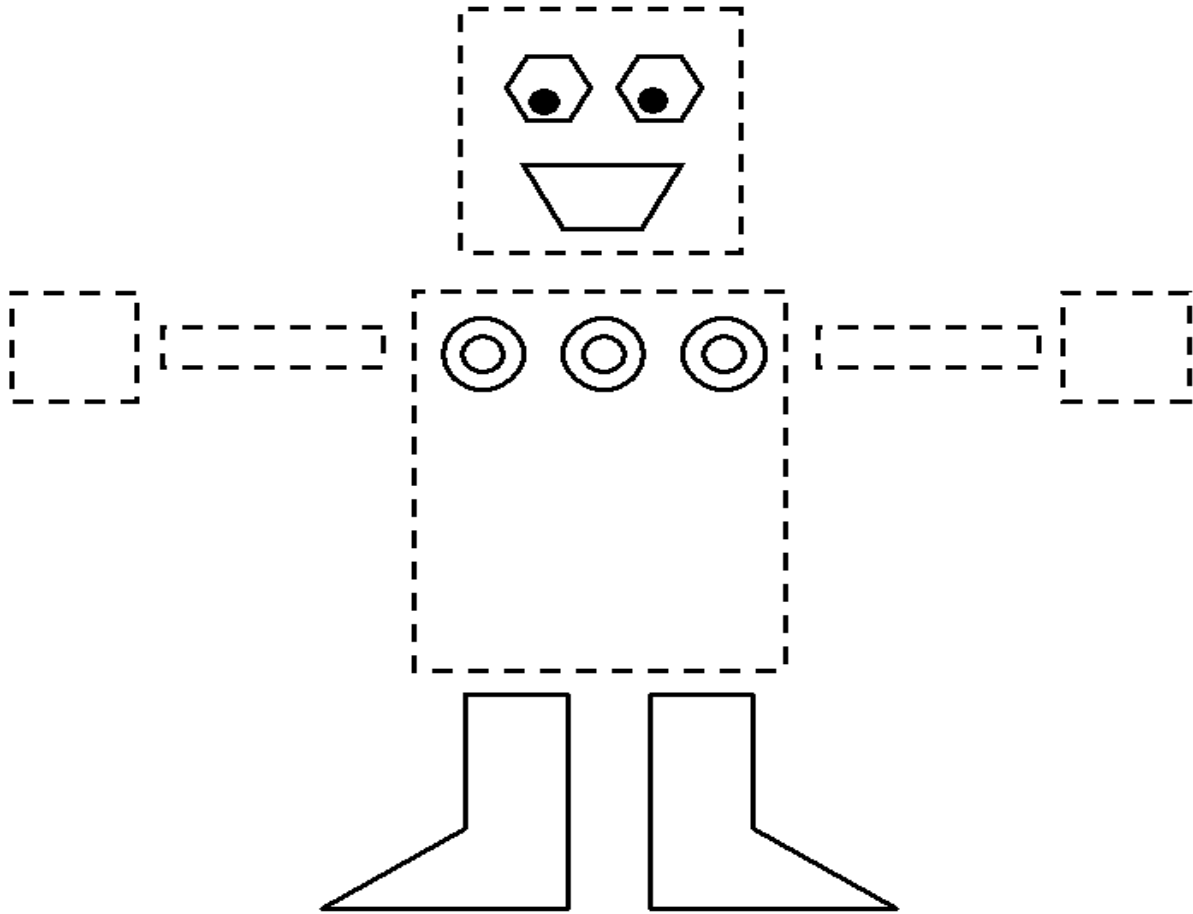


Year 1 Week 4 day 4



Name: _____

Instruction: Trace and colour all the squares on the robot



Colour inside the word square.

Square

Year 1 Week 4 day 5

