


Name: \_\_\_\_\_

**Instructions:** Say the name of each picture. Put an x on the pictures whose names **begin** with the /g/ sound. Circle the pictures whose names **end** with the /g/ sound.



**Words:**

Goat, bag, gate, gorilla, eraser, girl,  
egg, garlic, garbage, dog, pig


Year 2 Week 8 Day 1

Name: \_\_\_\_\_


**Instructions:** Paste chips of paper within the outline of letter **g**. Say the name of each picture. Colour the pictures.



/g/oat





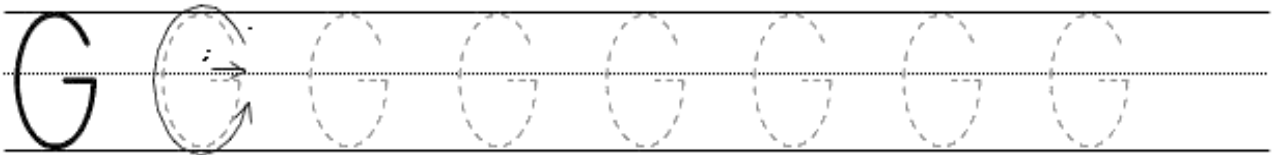

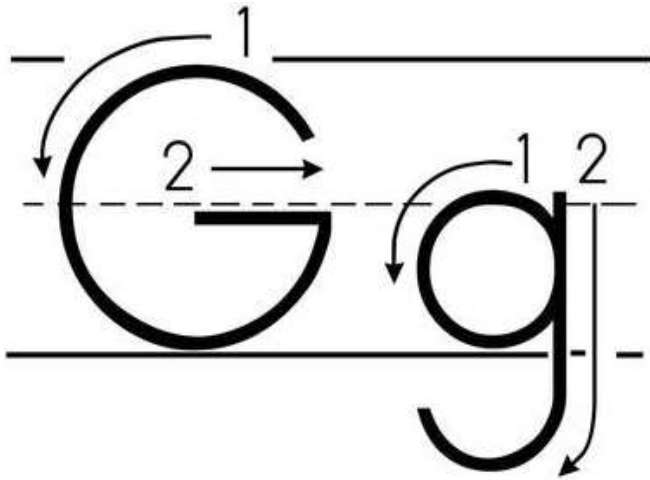
pi/g/



/g/irl


Name: \_\_\_\_\_

**Instructions:** Follow the arrows to form the uppercase **G** and lowercase **g**. Trace then write the letter Gg. Colour the picture.



Name: \_\_\_\_\_

**Instructions:** Trace the words and colour the pictures.



goat



ghost



grapes




guitar



giraffe

Name: \_\_\_\_\_

**Instruction 1:** Read the blends.



<u>g</u> ă
<u>g</u> ě
<u>g</u> ĩ
<u>g</u> õ
<u>g</u> ũ

**Instruction 2:** Read the words. Circle the beginning blend in each word.

get


gift

gap

gum

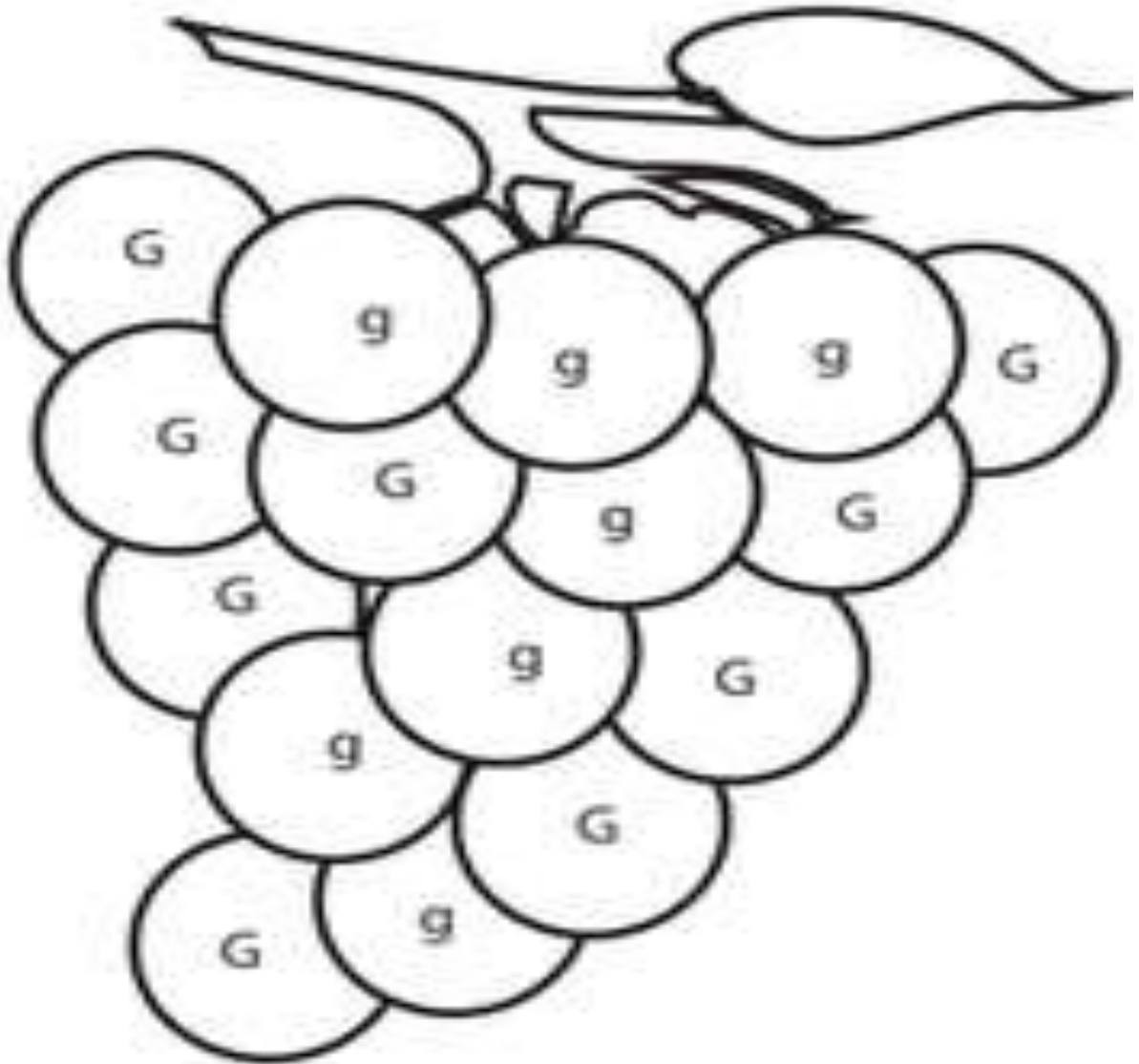
got

**Instruction 3:** Colour the gift.



Name: \_\_\_\_\_

**Instruction:** Colour the uppercase **G** green and the lowercase **g** purple.



Name: \_\_\_\_\_

**Instruction 1:** Read the story then answer the questions that follow.

## Gus the Goat

Gus is a goat.


Gus is a gray goat.

Gus likes green grass.

Grass is good for goats.

Gus likes green grapes.

Grapes are good for goats.



**Instruction 2:** Shade the bubble under the correct answer.

1. Gus is a \_\_\_\_\_.

goat

sheep

pig

2. What colour is Gus?

green

gray

brown

3. What does Gus likes to eat?

grain

leaves

grapes

Name: \_\_\_\_\_

**Instructions:** Cut out the letter **g** and paste them into the boxes. Trace and say the words then colour the pictures.

fro

girl

green

g g g

Year 2 Week 8 Day 5